


2017

**BOSTON COLLEGE LAW SCHOOL**

**Home of the Legal Eagles**

# **Admitted Students Guidebook**

*Kept and maintained by the Law Student Association, in partnership with the Office of Admissions*



**BOSTON  
COLLEGE | LAW**

# Table of Contents

## CHAPTER 1: SO YOU GOT INTO BOSTON COLLEGE LAW. NOW WHAT?

### HOW TO READ THIS MANUAL

### GUIDEBOOK FAQ

HOW DO I FIND THE TOPIC I'M LOOKING FOR?

WHAT IF I *STILL* CAN'T FIND WHAT I'M LOOKING FOR?

### READY? SET? GO!

## CHAPTER 2: YOUR NEW DIGS: A BRIEF HISTORY AND SURVEY OF BOSTON COLLEGE LAW

### A LITTLE GEOGRAPHY LESSON

BOSTON ITSELF

WHERE WE FIT INTO ALL OF THIS – THE LAW SCHOOL AND “MAIN CAMPUS”

BUT WHAT DOES THE *INSIDE* OF THE SCHOOL LOOK LIKE?

HOW DO I SEE ALL OF THIS FABULOUSNESS IN PERSON?

### WHAT IT MEANS TO BE A JESUIT UNIVERSITY

### WHO'S WHO AT THE SCHOOL

MEET THE DEANS

OUR COMMUNITY

“JUST IN CASE” PHONE NUMBER DIRECTORY

### BC HISTORY/LAYOUT RECAP

## CHAPTER 3: THE LIFE AND TIMES OF A BC LAW STUDENT

### STAYING IN THE LOOP

BC LAW EMAIL ADDRESS ( \_\_\_\_\_@BC.EDU)

FACEBOOK GROUPS

BC LAW ACADEMIC CALENDAR

### TO-DOS BEFORE YOU GET HERE

FILL OUT A FAFSA.

PAY YOUR SEAT DEPOSITS.

SEND IN YOUR FINAL TRANSCRIPTS.

COMPLETE IMMUNIZATION FORMS.

CHOOSE HEALTH INSURANCE..

[GET YOUR STUDENT ID.](#)  
[GET YOUR CAMPUS PARKING DECAL.](#)  
[GET STOKED FOR ORIENTATION AND CLASSES STARTING.](#)  
[REQUEST YOUR FINANCIAL AID REFUND. \(IF APPLICABLE\)..](#)

## [\*\*A CRASH COURSE IN THE LANGUAGE OF THE LAW \(SCHOOL\)\*\*](#)

### [\*\*FIRST-YEAR CLASSES\*\*](#)

[CIVIL PROCEDURE \(AKA, "CIV PRO"\)](#)  
[CONSTITUTIONAL LAW \(AKA, "CON LAW"\)](#)  
[CONTRACTS](#)  
[CRIMINAL LAW \(AKA, "CRIM"\)](#)  
[LAW PRACTICE \(FKA, LEGAL REASONING, RESEARCH, AND WRITING, AKA "LRRW"\)](#)  
[PROPERTY](#)  
[TORTS](#)

### [\*\*CLASSROOM FAQs\*\*](#)

[DO I NEED A COMPUTER?](#)  
[MAC OR PC?](#)  
[CAN I USE E-BOOKS?](#)  
[IS THERE WI-FI AND HOW DO I CONNECT TO THE INTERNET?](#)  
[IF I TAKE NOTES ON MY COMPUTER, WHAT PROGRAM SHOULD I USE?](#)  
[DO WE GET FREE PRINTING?](#)  
[SHOULD I BUY OR RENT MY TEXTBOOKS?](#)  
[HOW DO I KNOW WHAT TEXTBOOKS I NEED?](#)  
[SHOULD I BUY THE RECOMMENDED TEXTS OR SUPPLEMENTS?](#)  
[WHERE SHOULD I BUY/RENT MY TEXTBOOKS?](#)  
[HOW AND WHEN WILL I KNOW WHICH SECTION I'M IN?](#)  
[WHAT SHOULD I BRING TO CLASS WITH ME EVERYDAY?](#)  
[HOW WILL I RECEIVE MY ASSIGNMENTS?](#)  
[HOW LONG SHOULD AN ASSIGNMENT TAKE ME TO DO?](#)  
[HOW DO GRADES WORK?](#)  
[WILL I EVER KNOW IF I'M GOING TO BE ON CALL, OR WILL IT ALWAYS BE A TERRIFYING SURPRISE?](#)  
[I HAVE NO IDEA HOW TO OUTLINE. HELP!](#)  
[WHERE SHOULD I STUDY?](#)  
[SHOULD I JOIN A STUDY GROUP?](#)  
[ARE THERE RESOURCES FOR STUDENTS WHO ARE STRUGGLING ACADEMICALLY?](#)  
[DID I NOTICE FRESHMAN ON OUR CAMPUS?](#)  
[CAN I EAT IN THE CAFETERIA?](#)  
[CAN I BRING MY LUNCH TO SCHOOL?](#)  
[WHERE CAN I GET SOME COFFEE AROUND HERE?](#)  
[DO I NEED A LOCKER AND HOW DO I GET ONE?](#)  
[DRESS CODE?](#)  
[CAN I GET A JOB DURING MY 1L YEAR?](#)  
[WHAT CAN I DO TO PREPARE FOR LAW SCHOOL?](#)

### [\*\*HOW TO BE A STUDENT RECAP\*\*](#)

## [\*\*CHAPTER 4: LEARNING OUTSIDE THE CLASSROOM\*\*](#)

### [\*\*GETTING THE MOST OUT OF YOUR LEGAL EDUCATION\*\*](#)

### [\*\*THE LAW LIBRARY\*\*](#)

[BOOKS AND BEYOND](#)

[LIBRARY RESOURCES FOR YOU](#)

### **CAREER SERVICES AND JOB PROSPECTS**

[1L BOOT CAMP](#)

[GETTING THE JOB.](#)

[SUMMER STIPENDS FOR PUBLIC INTEREST](#)

[NEVER UNDERESTIMATE THE VALUE OF NETWORKING!](#)

[BUT WHAT IF I DON'T WANT TO WORK IN BOSTON?](#)

### **EXPERIENTIAL LEARNING**

[LEGAL COMPETITIONS](#)

[SPRING BREAK PRO BONO SERVICE TRIPS](#)

[CLINICS AND EXTERNSHIPS](#)

[1L ELECTIVE](#)

[WRITING COMPETITION](#)

### **STUDENT ORGANIZATIONS AND EVENTS**

[STUDENT ORGANIZATIONS FOR YOU TO GET INVOLVED](#)

[A MINI CALENDAR OF MAJOR EVENTS FOR THE YEAR](#)

### **OUTSIDE LEARNING RECAP**

## **CHAPTER 5: WHERE WE LIVE**

### **FINDING YOUR NEW HOME**

[HELPFUL HINTS WHEN STARTING YOUR SEARCH](#)

### **A BRIEF REVIEW OF THE NEIGHBORHOODS WE LIVE IN**

[CLEVELAND CIRCLE](#)

[BRIGHTON \(MAIN CAMPUS AREA\)](#)

[ALLSTON](#)

[NEWTON](#)

[BROOKLINE/COOLIDGE CORNER](#)

[BACK BAY/KENMORE](#)

### **STEPS TO TAKE BEFORE COMMITTING TO YOUR LEASE**

### **WHAT TO DO ABOUT A SEPTEMBER 1ST MOVE-IN DATE**

### **HOUSING RECAP**

## **CHAPTER 6: TRANSPORTATION**

### **DO I NEED A CAR IN BOSTON?**

### **GETTING AROUND WITH A CAR**

[PARKING](#)

[GET YOURSELF AN E-Z PASS](#)

["WINTERIZE" YOUR CAR](#)

### **GETTING AROUND WITHOUT ONE**

[TAKING THE T](#)

[RIDESHARING](#)

[LAW SCHOOL EXPRESS SHUTTLE](#)



[TRANSPORTATION RECAP](#)

**CHAPTER 7: [OUT AND ABOUT IN BOSTON](#)**

[GETTING SET UP](#)

[CABLE AND INTERNET](#)

[ELECTRICITY AND HEAT](#)

[FURNITURE AND MOVING TRUCKS](#)

[STREET PARKING PERMIT](#)

[LIFE THINGS](#)

[BANKING](#)

[LAUNDRY](#)

[GYMS](#)

[GROCERY SHOPPING](#)

[RELIGIOUS INSTITUTIONS](#)

[WHERE WE PLAY](#)

[SIGHTSEEING AND CULTURE](#)

[TOP 10 DAY TRIPS AND WEEKEND GETAWAYS](#)

[SHOPPING](#)

[RESTAURANTS](#)

[BARS](#)

[OUT AND ABOUT RECAP](#)

**CHAPTER 8: [NEXT STEPS AND A HEARTY “SEE YOU SOON!”](#)**

**70**

## Chapter 1

# So you got into Boston College Law. Now what?

*The chapter in which you are congratulated on your acceptance and learn how this guidebook thing works.*

Congratulations! If you are reading this, that means that we at Boston College have the extreme honor and pleasure of calling you one of us! We know, it isn't quite official yet, not until you set foot on campus in August, but call us crazy – we like you already. You were accepted into what is undoubtedly the greatest law school on Earth because you've worked incredibly hard, and we believe in your abilities to be a fantastic addition to our law school community and to the practice of law in general.

“But wait!” you're thinking, “I don't know the first thing about being a law student!” Patience you must have, young padawan. We completely understand. Back in our day before the guidebook, there was a bit of trial and error in figuring out all the things you want to and should do before coming to law school. Don't get us wrong – we did just fine. But every person who has had a hand in shaping this guidebook wanted to make this incredibly exciting and stressful time just a smidge more manageable.






Considering you got into BC, you probably have a lot of great options in deciding which school to grace with your presence in the fall, so, in a joint effort of the Office of Admissions and the Law Student Association (BC Law's student government), we decided to make your decision a little easier by cramming this guidebook full of information about our school, our culture, and anything you could possibly need or want to know. The cool thing is that even *after* you make the fabulous choice to join us, this guidebook keeps working for you – you can always whip it out for a quick answer to questions about everything from housing to transportation to how to connect to the Wi-Fi.


So, now that we've gotten all the formalities out of the way, let's talk about how this guide is set up.


## How to Read This Manual


We know that some of you will have questions about everything – and some of you will only have a topic or two that you need some clarification on. That’s why we’ve made the guidebook in a “choose your own adventure” format. While you are of course welcome to entertain yourself with all of our witty prose, feel free to only read the portions that deal with a topic that you’re interested in. Plus, **clicking on the chapter or section in the Table of Contents will take you directly to it without scrolling. Anything you see in blue is also a clickable link that will take you to the corresponding information.**


The “icon key” below details all the sections that each topic’s chapter will be divided into (note that some chapters will rely more heavily on some icons than others):


ICON KEY	
	Academics
	Fun things
	Dates you should know
	Frequently asked questions
	Check your knowledge (for the TL; DR crowd)

Any time you see the “Academics” icon () , that portion of the chapter will focus on things related to your learning experiences at school, be they in the classroom, related to outlines or study groups, or even the lawyering skills competitions available to you as 1Ls.

The “Fun things” icon () is exactly what it sounds like: all things fun, ranging from bar review to fall softball to stress-relief events on campus thrown by the administration.

The “Dates you should know” icon () highlights dates on all events that tend to fall on the same or basically the same date every year (e.g., your first seat deposit being due on April 15, or the Halloween party happening during the last week of October).

The “Frequently asked questions” icon () compiles a Q&A of the most popular questions we get from incoming students and the answers from current students that reflect their own, real experiences.

And finally, each chapter will close with a “Check your knowledge” icon () , just in case you can’t actually get around to reading every single word in a chapter.

## □ Guidebook FAQs

### How do I find the topic I'm looking for?

So before we dive into each individual topic, we should probably tell you how to find all of them: the table of contents (about two pages back) is divided into seven (8) chapters you can see in maroon. From there, we have subsections that address different aspects of the chapters in more detail, which you'll see in gold. (Maroon and gold – see what we did there?).

### What if I *still* can't find what I'm looking for?

We're pretty great, but we're not perfect. We know that there will probably be some specific questions this book can't answer, but we've covered our bases there, too. Here are some contacts that will be helpful to you in the event that you can't find a solution here:

- For information about the admissions process, call the Office of Admissions at (617) 552-4340 or visit <http://www.bc.edu/lawadmission>.
- For information about merit- and need-based financial aid, call the Office of Financial Aid at (617) 552-4243 or visit <http://www.bc.edu/lawfinaid>.
- For questions about any aspect of student life, from academics to culture to social activities, email the Law Student Association at [lsa@bc.edu](mailto:lsa@bc.edu) and check out BC Law Impact, our student blog, at <http://www.bclawimpact.org>.

## □ Ready? Set? Go!

Let's review:

We created this guidebook because we like you and want you to be successful. Click on a chapter or section in the table of contents to navigate to that part of the guide without scrolling.

There is a fun key that lets you know whether something is related to academics (□ 📖), fun things (□), FAQs (□), important dates (□), or a check (□) (like this one) that reviews all the information in the section.

The table of contents contains all the topics we cover, and there's also an index at the back of the guide, but if you still need help with something, we have a number of people and offices you can contact.

Alright, Eagles, you are officially ready to spread your wings and fly off to your individual topic chapters. You've got this.

## Chapter 2

# **Your new digs: a brief history and survey of Boston College Law**

*The chapter in which you get a virtual tour of the school, meet the wonderful people running the show, and get some background on why we are who we are.*

Want to hear a joke? Okay, so to get it, you need to know two things: first, Boston College Law isn't actually in Boston. It's in a city just outside of Boston called Newton. Second, Boston College also isn't a "college"; it's a university – but, go figure, the name Boston University was already taken. So the joke is that if someone tells you they go to Boston College, they've lied to you twice.

Well, to be fair, Boston College *was* started as a small Jesuit liberal arts college in 1863. Since then, it has expanded to a size of 14,000 students across our undergraduate and graduate programs, including the program that matters most to you: the law school, which was established in 1929. We've been on the Newton campus since 1975, while the undergrads and other graduate programs are on the Brighton (which is in Boston!) and Chestnut Hill campuses.

## **A little geography lesson**

We wanted to explain some things about our campus to you, because we know that for many of you, coming to tour the campus either individually or at one of our Admitted Students Days in March and April may have been cost-prohibitive or otherwise hard to manage. So here's a very abridged explanation of where and what Boston is and isn't.

### **Boston itself**

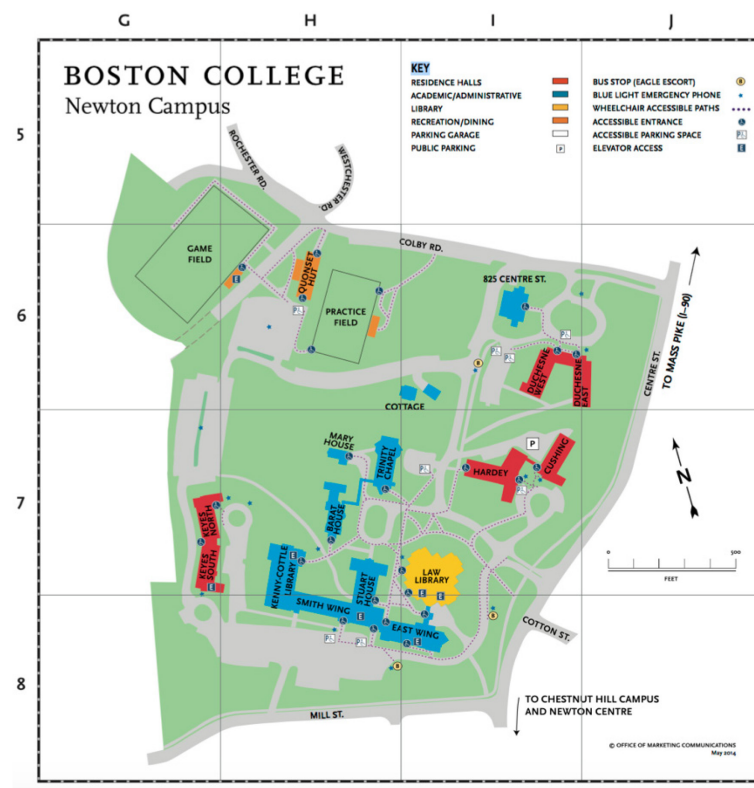
Let's take a second to explain how Boston itself is set up, because unless you're from what we call the GBA (Greater Boston Area), this may be a little complicated. Check out the map on the right: this series of blobs smushed together is the GBA, and each individual blob is a neighborhood within Boston (if it's light green) or a city outside of Boston (if it's dark green). All the lighter green neighborhoods are what is considered to be Boston proper, and all the cities in the darker green is "Boston," meaning you can call it Boston, but it isn't technically.

So our campus (indicated by the red star) is in the city of Newton, but just a quick jaunt away from Boston. Make sense?

**Where we fit into all of this – the law school and “main campus”**

So now that you understand where we are on a macro level, let’s take a look at Boston College itself.

Here’s a map of the law school campus:

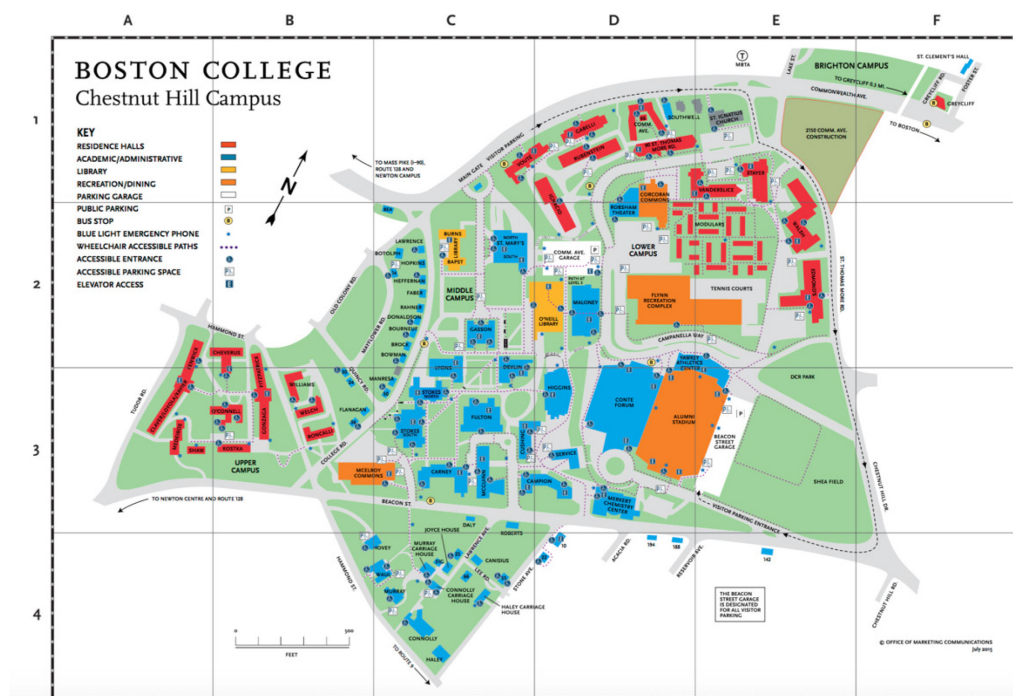


Notice that the areas in blue (and the library, shown in yellow) are the ones that actually make up the law school. The other red and orange buildings are undergraduate residence halls and facilities that generally aren’t used by the law school students. (If you’re wondering where *we* live, jump ahead to [Chapter 5](#).) Our campus is pretty self-sufficient in terms of things you would need from the school. Want proof? Here’s a list of some of the things we have on campus that are used by students regularly:

- Student lockers (good for storing incredibly heavy law textbooks, snacks, and coats)

- A small convenience store called “On the Fly” that is clutch when you get the study munchies in the middle of the day
- A bookstore that also carries school supplies, law school swag like mugs and sweatshirts, and emergency essentials like Advil and DayQuil so you can power through even on your worst days
- A cafeteria that is open during regular school hours
- A ton of classrooms and study spaces
- And a killer library

Still, you will have to venture off of Law School Island to the Chestnut Hill campus occasionally, particularly at the beginning of the year for things like parking permits, submitting immunization records, picking up student IDs (all of which we’ll cover in [Chapter 3](#)). So here’s a map of the Chestnut Hill campus (again, just click on it for a bigger image):



Your main point of contact on the Chestnut Hill campus will probably be the Office of Student Services in Lyons Hall (no relation to Professor Lyons of the law school), which is the blue building located on the map above at C2/C3. But there are a ton of other great resources on the Chestnut Hill campus like Conte Forum (big blue building at D3) where you can watch a variety of our undergraduate sports teams and several of the libraries (like the O’Neill and Burns Libraries located at D2 and C2, respectively) are crowd pleasers since they look like something straight out of Hogwarts and tend to be filled with undergrads stressing about Chemistry rather than law students stressing about Contracts.

### **But what does the *inside* of the school look like?**

Even though this is a little trickier to explain, we’ve done our best.



The law school building is actually *three* buildings flushed against one another and connected by stairwells. Stuart House (below on the left) was built in 1974, while the more recent East Wing and the Law Library (below on the right) joined the campus in 1996.



In conjunction with the Admissions office, we've teamed up to offer you interactive, virtual tours of the school through the Periscope app (connected to Twitter), and you can see more about this by checking out our [post on BC Law Impact](#).

Here's a rundown of what you'll find on each floor of each section of the school.

	Stuart House	East Wing
<b>First (Ground) Floor</b>	<ul style="list-style-type: none"> <li>-Law School bookstore</li> <li>-Student lockers</li> </ul>	<ul style="list-style-type: none"> <li>-Classrooms: 115A, 115B, and 120 (which are used for larger classes and large events on campus), and 100 (used for smaller classes and meetings)</li> </ul>
<b>Second Floor</b>	<ul style="list-style-type: none"> <li>-Yellow Room</li> <li>-Cafeteria</li> <li>-Student lounge (you'll receive the code via email and at orientation)</li> <li>- On the Fly convenience store</li> <li>- Vending machines</li> </ul>	<ul style="list-style-type: none"> <li>-Career Services Office</li> <li>-Entrance to the Law Library</li> <li>-More (highly coveted) student lockers next to the library</li> <li>-Classroom 200</li> </ul>
<b>Third Floor</b>	<ul style="list-style-type: none"> <li>-Administrative offices: Office of Academic Services, Office of Financial Aid, Office of Admissions, and the Dean's Office</li> </ul>	<ul style="list-style-type: none"> <li>-Curtin Center for Public Interest Law</li> <li>-Law Students Association office</li> <li>-Faculty offices</li> <li>-Secret stairway that</li> </ul>

	-Center for Experiential Learning and the Legal Services LAB -Classroom 315	leads to Stuart third and/or fourth floor
<b>Fourth Floor</b>	-Mone Courtroom -Classrooms 401, 403, 406, 407, 408, 409, 410, and 411 -Faculty lounge	-Faculty offices -Board of Student Advisors office -Moot court and mock trial teams office
<b>Fifth Floor</b>	-Journal offices -Faculty and staff offices	N/A

#### **How do I see all of this fabulousness in person?**

We truly do hope you have a chance to check out our campus before you make a decision, even if you couldn't come to an [Admitted Students Day](#). (And if you *couldn't* make it to an admitted students day, click [here](#) to see what it's like!) If you'd prefer to come see us on your own, remember that you can always make an appointment with the Office of Admissions to have a BC Law Ambassador give you a tour during the academic year by calling them at (617) 552-4351 on Monday - Friday during business hours.

## **What it means to be a Jesuit University**

BC was founded 1863 as part of the Jesuit order (a subset of Catholicism founded by St. Ignatius of Loyola in 1534). Located originally in the South End of Boston, the school was created with the intent of providing a moral and religious framework for its students. Today, Jesuits comprise a small minority of the faculty and staff and only 9 of its 44 trustees, and many if not most of its students do not identify as Catholic, but the echoes of the original vision remain.

Regardless of your religious affiliation or lack thereof, we believe you will appreciate the focus of the Jesuit tradition: a dedication to education and academic excellence, kindness, morality, and service to others. We strongly urge our students to challenge themselves to ask questions and determine our place in our community, in this field of law, and in the world. Our students are diverse, culturally, ethnically, intellectually, but we share common ground in our commitment to treating others with dignity and respect.

In essence, being a part of a Jesuit school doesn't mean you'll be forced to attend religious activities you aren't comfortable with, or to hide your religion for fear of offending others. It's about a space where you can explore your spirituality (or not) as you expand your legal knowledge within a community that will support and respect your individual choices. Nothing more, nothing less.

## Who's who at the school

The hardest part about starting over is feeling like you don't know anyone. So to remedy that, we create a 1L Community Photo Directory (aka, the "Facebook") every year that contains the photos and titles of all of our faculty, as well as a student-submitted photo of every person in the Class of 2020. You'll receive your instructions on how to submit your photo and information from Nate Kenyon, the Director of Marketing and Communications, but for now, here's a snapshot of some of our administrators.

### Meet the Deans



Vincent Rougeau  
Dean  
Stuart M307, x24340



Maris Abbene  
Assoc. Dean, Academic and  
Student Services  
Stuart M308, x24348



Filippa Marullo Anzalone  
Assoc. Dean, Library &  
Technology Services  
LIB 280, x26809



Jessica Cashdan  
Exec. Director, Campaign  
Planning, Associate Dean  
Cadigan, x23536



Brian J.M. Quinn  
Assoc. Dean, Experiential  
Learning, Associate Professor  
Stuart M413, x22202



John Stachniewicz  
Assoc. Dean of Finance &  
Administration  
Stuart M307, x26503



Tracey West  
Assoc. Dean, External  
Relations, Diversity & Inclusion  
Stuart M308, x21883



Alfred Chueh-Chin Yen  
Academic Dean, Dir., Business Law  
Program, Professor  
East Wing 422, x24395



Heather Hayes  
Assistant Dean, Career Services  
East Wing 210i, x24359



Shawn McShay  
Ass't. Dean, Admissions &  
Financial Aid  
Stuart M302, x24351



Meredith Ryan  
Assistant Dean, Finance  
& Administration  
Stuart M307, x21547

### Our community

Without a doubt, our biggest asset is our community. Everyone from your classmates to your professors, the faculty, staff, and administrators works to cultivate and nourish the fellowship we've created by being friendly, open, honest, and caring.

Our professors and administrators are at the top of their fields, and several of them literally wrote the book on their respective subjects. But besides being experts in their own fields, our professors are deeply interested in you as a student and your goals. They have an open door policy to encourage and foster a culture of care, and routinely attend and host events that benefit student organizations and social causes. For example, many professors even auction off group dinners to help raise money for summer public interest stipends at the Public Interest Law Association Auction in the Spring.

In your first year, you'll spend almost all of your time with your individual section-mates, and you'll come to know each other very, *very* well. While you may have heard rumors about the lack of social opportunities in law school, we are absolutely hanging out together – on campus and off – and providing a network of support and commiseration in what is undoubtedly one of the most stressful and rewarding times in your life. We can't wait for you to join us!

#### **“Just in case” phone number directory**

Below are a list of phone numbers that may prove useful in the next few weeks. Unless otherwise indicated, all numbers begin with the area code 617.

##### **BC Law School**

Main phone: 552-4340  
 Admissions: 552-4351  
 Financial Aid: 552-4243  
 Academic Services: 552-2527  
 Alumni Relations/Development:  
     552-3734  
 Copy Center: 552-4404  
 Dean's Office: 552-4340  
 Career Services: 552-4345  
 Off-Campus Housing: 552-3075  
 Student Employment: 800-294-0294  
 Student Records: 552-8695

##### **BC Campus**

BC Emergency: 552-4444  
 Help Center: 552-HELP

##### **General Information**

MA Highway Department: 973-7800  
 MBTA: 222-3200  
 Office of Consumer Affairs and  
 Business Regulations: 973-8787  
 Logan International Airport: 568-  
 5000

##### **Taxis**

Traffic and Parking Bureau: 552-  
 4443

Health Services Clinic: 552-3225

Police: 552-4440

Fire: 552-4440

Poison Control Center: 232-2120

BC Dining: 552-2263

Recreation Complex (“Rec Plex”):  
     552-0796

Boston College Preschool: 552-3089

##### **Newton Emergency**

Police, Fire, Emergency: 911

Public Health Department: 552-7058

Public Works: 552-7200

School Department: 552-6100

Snow Emergency: 552-7200

Veteran's Cab: 527-0300

Checker Cab: 536-7000

Town Taxi: 536-5000

##### **Hospitals and Counseling Centers**

Newton-Wellesley Hospital

2014 Washington St.,

Newton Lower Falls: 243-6000

*Affiliated with Tufts University School of  
Medicine*

St. Elizabeth's Hospital  
736 Cambridge St.,

Brighton: 789-3000

BC Counseling Services  
Boston College Main Campus  
Chestnut Hill: 552-3310

## □ **BC history/layout recap**

So here are your takeaways for Chapter 2:

We've explained what Boston is (and what it isn't), where the law school is located, and provided you maps to help you figure out our location in the world vis-à-vis BC main campus.

We've offered you an interactive way to tour the law school in case you can't come for a visit, and listed what you can find on each floor of the school.

We've discussed what it means to be a Jesuit institution and the fact that you *do not* need to be Catholic to find your place here.

And we've given you a chance to meet some of the wonderful people who are excited for your arrival and an explanation of why our community is so amazing.

On to the next chapter! It's about time we learned about the school part of school.

## **Chapter 3**

# **The life and times of a BC Law student**

*The chapter in which you learn about what you'll be learning about all the resources available to you to help you succeed.*

## **Staying in the loop**

**BC Law email address (\_\_\_\_@bc.edu)**

First things first: you've got to make sure you're in the know so you can get all the information you need between now and, well, graduation. We'll start with how to

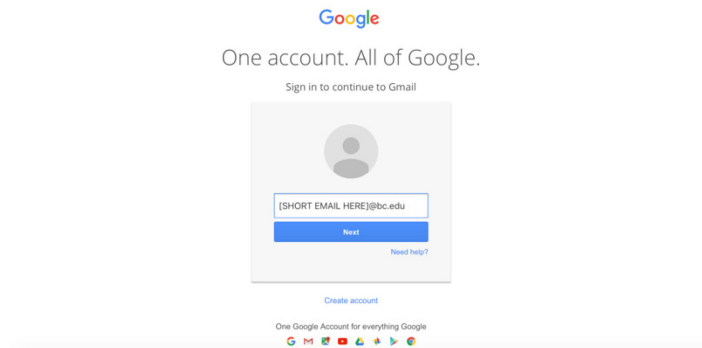
create and access your BC email. The entire process is outlined [here](#), but we included some screenshots anyway.

- First, log into Agora.

- Next, click “Change Secondary Password.” (Your secondary password being the one you’ll create for your email. And unfortunately, they have to be distinct from each other.)

- Create your new secondary password.

- Then use your “short” BC email address (including the @bc.edu portion) to sign in to Gmail.



If you run into any problems (e.g., you can't remember your Agora username or password or you just want someone to talk you through it) along the way, please contact the Help Center at 617-552-HELP.


### Facebook groups

If you haven't already, it's time to join some. (Note: for those of you rolling your eyes because you deleted your Facebook and went off the grid ages ago, we *strongly* recommend creating an account, if only to join these groups. This is the easiest way for student group notices, events, and non-urgent notifications to go out to the entire school without flooding your inbox).

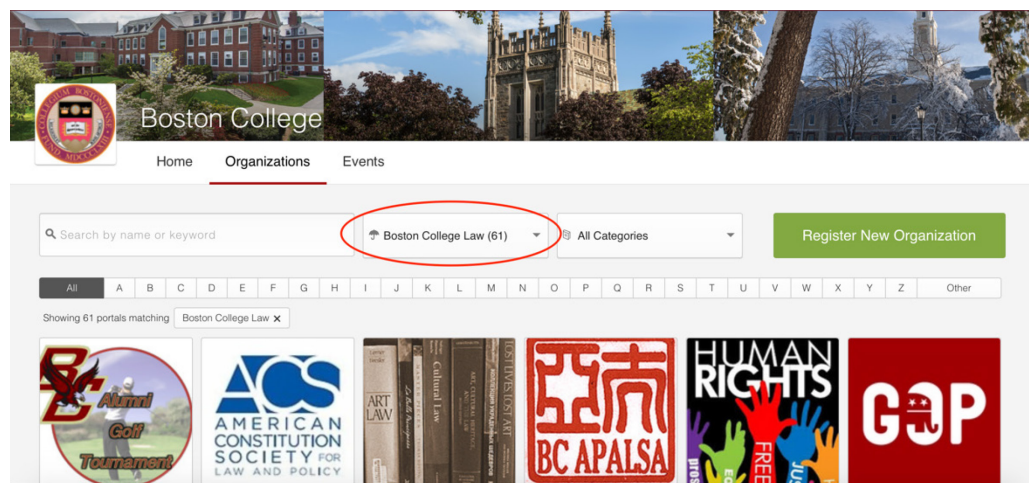
- “[Boston College Law School 2020](#)” is the group that will be most useful to you in these upcoming months. Current students will post about housing vacancies, your classmates will pose questions and get them answered by current students and administrators, and you'll receive reminders about critical dates.
- “[BC LSA](#)” is the group for the Law Student Association, the law school's student government. Every student is automatically a member of the LSA. (For more information about the LSA, other student groups and getting involved, check out [Chapter 4](#)).

Next, check out [OrgSync](#) (aka, MyBC). You'll again need your BC Law credentials to sign in using your primary password. This is a great way to start learning about and joining some student groups.





- Filter the organizations by changing all umbrellas to “law” to find all the ones within the law school itself.





### BC Law Academic Calendar

We know that many of you will be joining us from far away and would like to plan time to go home, abroad, on vacation, etc. The calendar will not change (barring some extraordinary circumstance) so you can map your schedule around it. Take note that while we have more days off of school than you probably thought we would, professors will almost certainly schedule “make up” classes to account for the lost time.

### Fall Semester, 2017

Orientation for First Year Students	Thursday and Friday	August 24 and 25
Classes Begin	Monday	August 28
No Classes (Labor Day)	Monday	September 4
No Classes (Mid-Semester Break)	Monday	October 9
Administrative Monday*	Tuesday	October 10
Thanksgiving Recess	Wednesday to Friday	November 22-24
Classes End	Friday	December 1
Reading Days	Saturday to Monday	December 2-5
Exams	Tuesday to Tuesday	December 6-20
Conflicts and Make-Up Day for Exams	Wednesday	December 21

### Spring Semester, 2018

No Classes (Martin Luther King Day)	Monday	January 15
Classes Begin	Tuesday	January 16
Spring Recess	Monday to Friday	March 5-9
Easter Recess	Thursday to Monday	March 29-April 2
Administrative Monday*	Tuesday	April 3
Patriot's Day	Monday	April 16
Classes End	Monday	April 30
Reading Days	Tuesday to Wednesday	May 1-2
Exams	Thursday to Friday	May 3-18
University Commencement	Monday	May 21
Law School Commencement	Friday	May 25

\*Tuesday classes are cancelled and Monday classes substituted

## □ **To-dos before you get here**

Besides those listed above, there are a few extra administrative things you'll need to take care of, preferably before classes start.

1. **Fill out a FAFSA.** If it wasn't obvious, filling out a FAFSA is necessary to request federal student aid. Ideally, you'll have completed this as close to January 1<sup>st</sup> as possible, but if you haven't already, jump on it now. When applying for federal aid, remember that the amount of aid you can receive (combined government and private loans and scholarships of any kind) cannot exceed the school's "cost of attendance." We would have included screen caps, but couldn't (for obvious reasons), but you can find out what your cost of attendance is for the school year as well as a listing of all your financial aid by going to Agora 7 Financial Aid Notification (located on the left in the "Financial Aid" box towards the bottom). If applicable, you'll also need to [sign a Direct Loan Master Promissory Note and complete entrance loan counseling](#).
2. **Pay your seat deposits.** Your two seat deposits are typically due on April 15th and May 15th, but check your acceptance letter to confirm. Both of these payments go toward your fall semester tuition. You can either submit a physical check to the Admissions Office by filling out [this form](#), or you can pay online using your BC Law credentials using the instructions available [here](#) at the bottom of the page.
3. **Send in your final transcripts.** After your final transcripts become available, have your undergraduate and/or graduate institutions submit official copies to the Office of Admissions:

Boston College Law School  
Office of Admissions  
885 Centre Street  
Newton, MA 02459

If you have any further questions, be sure to contact the Office of Admissions directly via phone at (617) 552-4340 or email them at [bclawadm@bc.edu](mailto:bclawadm@bc.edu).

4. **Complete immunization forms.** [These forms](#) are due to BC Health Services by August 1, with a late submission resulting in a \$70 late fee to your student account. But the good news is that you only have to submit them once! (Note: particularly over the summer, don't try calling BC Health Services to find out if your forms were submitted correctly because they have too much to do in getting everyone's paperwork filed. You can always go to their office in Cushing Hall on the Chestnut Hill campus (a map of which is available in [Chapter Two](#)) during orientation, or even during the first week of school if you have concerns.)

5. **Choose health insurance.** Because Massachusetts requires health insurance for everyone, you will either have to buy health insurance through the school (Blue Cross Blue Shield), or, if you have your own insurance you'll be keeping while you're in school, you will need to demonstrate proof of insurance.

BC automatically bills your student account for health insurance, but you can waive your school health insurance through Agora (Agora 7 Medical Insurance) either for the entire year, or just for one semester. There is a deadline that students must adhere to!

If you do decide to purchase the school health insurance, rest assured that the University Health Services Primary Care Center on the Chestnut Hill campus in Cushing Hall (map available in [Chapter Two](#)) provides confidential medical/nursing care and educational programs to safeguard your physical well-being and mental health. Services include walk-in availability and an outpatient unit that provides routine medical, gynecological, orthopedic, nutrition, allergy, and immunization services, plus an inpatient unit open 24 hours for urgent care. You also have the option of enrolling qualified dependents in the plan. For more information about coverage and payment, click [here](#).

6. **Get your student ID.** To get an Eagle-One card, click [here](#) to download and print the application and mail it to the Office of Student Services, Lyons Hall, Chestnut Hill, MA 02467. The \$30 fee is applied to your student account automatically and you can start picking up your ID at Lyons Hall (map available in [Chapter Two](#)), beginning August 1<sup>st</sup>. We know you may be having flashbacks to the LSAT and having to print out a picture of yourself and tape it to a piece of paper, but if you get this done early, you can pick up your ID at Orientation (where all ID cards that have been submitted but not picked up will be distributed) and save yourself a trip to main campus. Win!
7. **Get your campus parking decal.** If you plan to drive to school, you'll need to purchase a parking permit online [here](#) and pick up your decal at Lyons Hall on the Chestnut Hill campus (map available in [Chapter Two](#)). This decal will allow you to park on the Newton campus within the white lined spaces located on the southern and northern sides of Stuart Hall, the small lower lot next to the Alumni House, the paved roadway spaces near Alumni House, the Quonset Hut parking lot, the small lot behind Hardey/Cushing dorms (in the lined spaces only), and the road behind the soccer field (from the speed bump to the corner). It's good from September 1<sup>st</sup> to August 31<sup>st</sup>. You can buy your permit at any time, so if you change your mind and decide to start driving to school, feel free. Remember that the yellow-lined spaces are only for faculty and staff and that parking without a decal, parking with a decal that isn't registered to your car, or parking in the wrong spot may result in a hefty ticket. Any

student needing a handicap parking permit can download the state form from the Massachusetts RMV website [here](#).

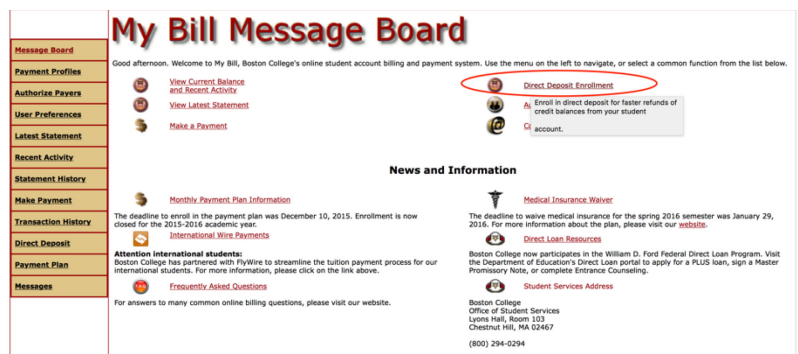
8. **Get stoked for orientation and classes starting.** Your two-day orientation will take place on August 25<sup>th</sup> and 26<sup>th</sup> at the Law School (look out for more details by email), and classes will start the following Monday on the 29<sup>th</sup>. For Orientation, feel free to bring just yourself, a sweater or jacket (because some of the rooms tend to be a little chilly), a bag or something to carry all the things you'll get, and your excitement to be a Legal Eagle! For an explanation on what to bring to class, click [here](#). And for those of you rightly wondering what the dress code is for class and orientation, click [here](#).
9. **Request your financial aid refund (if applicable).** You may be used to having any "extra" financial aid (anything that's left over after tuition and other fees are paid to your account) automatically given back to you, but BC requires you to request that it be refunded to you.

## Agora 7 Request Student Account Refund



When your refund becomes available you'll be able to request a direct deposit, or a physical check (which takes much longer – see the disbursement schedule [here](#)), but first you need to set up your direct deposit.

## Agora 7 My Bill 7 Direct Deposit Enrollment



Make sure to check your BC Law email regularly for other updates and alerts from the school so you don't miss any important dates!

## ☐ A crash course in the language of the law (school)

Legalese. Noun. Defined as the formal and technical language of legal documents that is often hard to understand. You've probably heard of that one. Okay, try this one: law-schoolese. Noun. Defined as the colloquial lingo of the law student rife with acronyms and weird abbreviations that only their fellow law students can understand. Half the battle of understanding law school (and for that matter, law itself) is understanding the language, so before we go any further, we should explain some things (in alphabetical order):

- **1L Boot Camp** = a year-long program run by the Career Services Office dedicated to helping 1Ls through the job search process that includes everything from résumé workshops to personality tests to mock interviews. For more information on all the amazing things Career Services does for the students, head to [Chapter 4](#).
- **Affinity group** = a student organization dedicated to celebrating and understanding a group's ethnic, cultural, social, religious or racial heritage and where it fits in the current legal landscape. The law school has many affinity groups that encourage students from any and all backgrounds to join. You can

learn more about the affinity groups and the other student organizations by clicking [here](#).

- **Agora Portal** = the site (located [here](#)) that houses all things relevant to your life at BC: courses you're enrolled in, financial aid information, how to get your student refund, etc. You should have received your username and temporary password in your admissions packet, but if you're struggling to find it, click [here](#).
- **Appellant (or petitioner)** = the party unhappy with the judgment from the lower court that asks the higher court to review the lower court's decision. To win on appeal, the appellant must persuade the higher court to reverse the lower court's judgment.
- **Appellee (or respondent)** = the party satisfied with the judgment from the lower court. To win on appeal, the appellee must persuade the higher court to affirm the lower court's judgment.
- **Bar Review** = (1) the process of studying subject areas of the law in preparation for a state bar exam to become licensed to practice law; (2) the stress-relief events hosted by the Law Student Association and other student groups that involve free drinks and food at bars in Boston.
- **Bluebook** = the most widely accepted (and widely despised) handbook on proper citation form for legal writing. You will use this in both semesters of your Law Practice class, as well as in the citation exercise for the writing competition at the end of second semester, so even if you rent all your other books, *please* don't rent this one.
- **Briefing a case** = the process of creating a summary of a case which may include the facts, the parties, the issue, and the holding, and is used to retain information about the case in preparation for class discussion.
- **Citation** = a way to attribute the source of a specific legal concept, law, statute or case in its entirety. Governed by the rules of the almighty Bluebook.
- **Cold call** = the process through which professors choose who will be participating in the Socratic method for a given class, i.e., who will be in the hot seat. Your first cold calls will seem traumatizing no matter how much we tell you no one will think worse of you if a cold call doesn't go well, but remember that everyone is in law school to learn, and hey, nobody's perfect.
- **Issue spotter** = one type of question you may find on an exam that includes a long and complex fact pattern and requires you to spot legal issues (get it?) within the problem, identify the legal premise behind them, and do your best to resolve them or guess what a court might do.
- **Law Student Association (aka, "LSA")** = the law school's student government that oversees a variety of different aspects of student life. You can learn more about the LSA and the other student organizations by clicking [here](#).
- **OCI (On Campus Interviews)** = the process at the end of your 1L summer in which employers from law firms and government and public interest entities come to campus to conduct interviews for the 2L summer period. **Do not freak out about this prematurely.** We promise that Career Services will get you through it when the time comes.



- **OrgSync (aka, “MyBC”)**= the site that houses information on all student organizations and events happening at the law school. Like Agora, you need your law school credentials to get access, but after that, you can go to the [OrgSync page](#), check the calendar for events, and sign up to join different clubs.
- **Outlining** = the process of creating a comprehensive synthesis of your reading notes, class notes, and information gathered from any relevant supplements to be used to study for finals and for reference on your open-book exams. All outlines at BC are available completely free of charge and happily donated by previous students. You can find them on the LSA [Outline Database](#) (which requires your BC Agora username and password) or through word of mouth from other 2Ls and 3Ls.
- **Procedural posture** = how the case you’re reading ended up in the specific court it’s being decided in. For appellate decisions, this includes the decisions from the courts below.
- **Socratic method** = the process by which your law school professors will seek to teach you through questioning you and creating a dialogue about the cases and issues related to their subject matter. Trust us: it’s *much* more effective than just lecturing to you. (See also: cold call)
- **Supplement/Hornbook** = a book that details a specific area of the law and may be helpful in better understanding complex portions of the course that don’t make sense at first blush. Popular supplements include the Glannon E&Es (examples and explanations). Note: supplements are *never* a replacement for going to class and asking a professor or TA for help either in class or during their office hours!
- **Writing competition** = the process at the end of the second semester of 1L year in which students interested in joining the Boston College Law Review of Uniform Commercial Code Reporter-Digest receive a packet of materials which require them to write a memo on a given subject and complete several citation exercises.
- **Yellow Room** = cleverly-named due to the fact that it is a yellow...room. The Yellow Room is a hub for studying, meeting with study groups, student organization tabling, Career Services events, lunches with the Dean, and all manner of other things relating to student life. We also refer to it as the Snack Bar, but the real name is the Law School Commons.



## □ **First-year classes**

Every law student in the country will end up taking basically the same classes their first year. They’re all pre-selected for you, so you don’t have to do any work at all to get enrolled. These courses were decided by the “powers that be” as the ones that build a solid foundation for future study and understanding of the law. The cool thing about BC? Unlike most schools, we give you the choice of an experiential learning elective during your spring semester so you can explore a

legal topic of interest. You'll all end up spread out for your elective, but here are the classes you can count on taking as a 1L:

### **Civil Procedure (aka, "Civ Pro")**

The longest-serving member of Congress, Representative John Dingell, explained the importance of the rules of law with the following quote: "I'll let you write the substance. You let me write the procedure, and I'll screw you every time." In this class, you'll learn all the rules that govern bringing a case in civil court from filing the complaint to motioning for a new trial. This class introduces the concepts of jurisdiction, discovery, and who you can sue and when. Students cite this as the one class that will always be useful, no matter what kind of law you practice.

### **Constitutional Law (aka, "Con Law")**

Con Law explores the concepts of federalism (the interaction and conflict of state and federal law) as well as constitutional issues relating to privacy, free speech, search and seizure, and equal protection.

### **Contracts**

This core class focuses on the elements of a contract and the role the courts should have in enforcing them. You'll learn about special rules we have for certain contracts, ways we allow contracts to be interpreted, and what constitutes a contract in the first place, all through a variety of cases that show that you can literally contract around almost anything. That is, if you do it right.

### **Criminal Law (aka, "Crim")**

Ah, yes, the one class every *Law and Order* buff is dying to take. Well, soon you'll get all the *mens rea* talk you can handle and then some. Crim teaches you about how states and the federal government decide what is a crime, what is required to be convicted of the crime, and why we punish people in the first place.

### **Law Practice (fka, Legal Reasoning, Research, and Writing, aka "LRRW")**

The revamped version of BC Law's writing curriculum that allows 1Ls to get credit for experiential learning in their first semester! In Law Practice, you'll gain lawyering skills as you learn about conducting research on a variety of topics, interview "clients," and draft legal memoranda and other documents. Though this is your only year-long course, you'll still receive a grade in it for each semester.

### **Property**

Property Law focuses on the historical development of property rights in common law countries – everything from deeds to wills to fox hunts that feature saucy intruders. You'll get a lot of practical knowledge that will be great for thoroughly understanding your next lease, and you'll learn that whether it's 1800 or 2016, neighbors always hate each other.

### **Torts**

Duty, breach, cause, harm. You'll learn to say the four elements of a tort in your sleep. Torts addresses the question of what should happen in the event that



someone's actions, intentional or not, cause harm to another, who should pay for it, and how much. This will be one of the most interesting classes of first semester (if only because your casebook is full of people finding ways to hurt themselves in all manner of bizarre situations).

## □ Classroom FAQs

### Technology questions

#### Do I need a computer?

Do you need one? Oh yes. Granted, many of you will choose to handwrite your class notes to avoid being lured in by the seductive wiles of social media and online shopping in the middle of class, and we definitely can't blame you. And BC makes not having a computer very easy, since we have a number of computer labs in the library (for more information on the library resources, click [here](#)) with options for both Mac and PC users. Still, organizing your notes is much less awful when everything is already typed and easily rearranged.

Computers are also extremely helpful for exams. You will always have the choice of taking an exam by hand (old-school with a Blue Book), but three or four or seven hours goes by faster than you think and the quasi-carpet tunnel you'll get from trying to keep up with your frantically typing classmates is *real*.

Tablets and iPads are great for doing everything we just mentioned EXCEPT for taking exams. (You can read about BC's exam technology policy [here](#)).

If your computer is on its last legs from the strain of life and/or playing Skyrim all through college, we recommend upgrading to the tech-specs listed [here](#).

#### Mac or PC?

While Macs tend to be more popular among our students, there is no requirement or preference in the classroom, and we'll never make you do anything that would require one over the other.

### **Can I use e-books?**

E-books are a great way to save money on textbooks, but unfortunately, during an exam you aren't allowed to consult anything on a tablet or e-reader, and the exam software on your computer (SoftTest) shuts down everything but the program itself so you wouldn't be able to access any e-books. Since most exams are both open book and open note, this would put you at a disadvantage from students with actual books. Students have gotten around this by using an e-book for most of the semester, purchasing a book on an online retailer or bookstore just to use on the exam, and then returning it, but it's obviously more of a hassle than just having a hard copy.

### **Is there Wi-Fi and how do I connect to the internet?**

The school is equipped with Wi-Fi (which is a good thing, because cell reception is otherwise a bit spotty).

**Network:** eduroam

**Username:** (Agora username including the @bc.edu)

**Password:** (Agora password)

If you have problems connecting to the internet on campus, try troubleshooting [here](#).

### **If I take notes on my computer, what program should I use?**

This is entirely based on preference. In polling students for this Guidebook, we found that they used a variety of applications, including but not limited to:

- Notability (unfortunately not free, but available [here](#))
- Microsoft One Note
- Microsoft Word

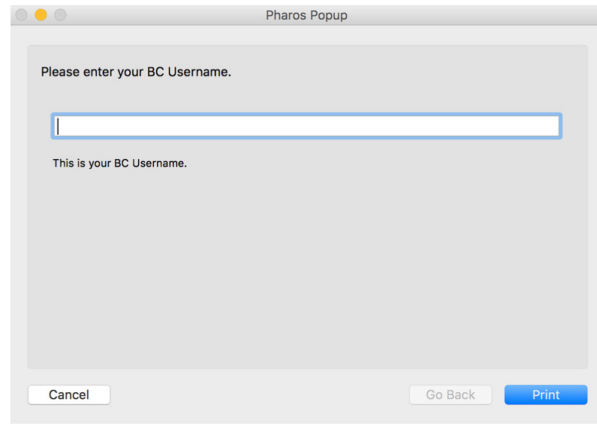
(And before you spend *any* money on the Microsoft Office suite, take advantage of the free version of Microsoft Office 2016 available through BC [here](#)!)

The biggest advice we received from everyone is to find out what works best for you early on and stick with it, even if your friends are doing something different. There's no need to add to your own stress level by trying to convert your notes from one format to another.

### **Do we get free printing?**

Heck yeah, we do! Each student gets 500 free prints from the general library black and white printers (available on each floor of the library) – or 1000 pages if you save a tree and print double-sided. Plus, the Lexis printer in the library allows you to print unlimited cases and resources from LexisNexus for free! The O'Neill Library on BC main campus houses a color printer where you can print using your student account too.

You can connect to the library printers wirelessly by following the instructions [here](#). Each time you print, you'll be prompted to enter your BC Law username in a popup to authorize the print.

A screenshot of a macOS-style dialog box titled "Pharos Popup". The dialog has a light gray background. At the top, it says "Please enter your BC Username." Below this is a text input field with a blue border and a cursor. Underneath the input field, it says "This is your BC Username." At the bottom of the dialog, there are three buttons: "Cancel" on the left, "Go Back" in the middle, and "Print" on the right. The "Print" button is highlighted in blue.

From there, you'll swipe your student ID at the print release station, select your print job, and *voila!*

While your print quota is reset every semester, you can always load more money onto your student card by going to Agora 7 Eagle One Card - Add Funds. Note: the minimum amount you can put on your card at a time is \$20.

## **Textbooks**

### **Should I buy or rent my textbooks?**

Again, this is purely preference. We know all about that lovely image you have in your head of starting a law library of your own in your home office someday, and you can certainly start chipping away at it by buying your books. Some students also find the highlighting and notes in used books to be distracting and feel that they learn best with a blank canvas.

We will mention that the law changes all the time, and there's always the possibility that the books you use today will be outdated by the time you practice. Plus, renting your books frees up some of your precious money for things like, you know, food. Rented books can be written in, highlighted in, etc. – they just have to be turned in at the end of the semester.


Additionally, we know that for some students, the price of law school textbooks is a very heavy burden. The law library circulation desk has copies of every textbook being used by a professor for the semester available to be checked out for two hours at a time. From there, you can scan the pages, or just read and take notes (NOT in the book) and return it. It's first-come, first-served, so it may not always be the most reliable way to make sure you can access the textbook when you want it, but it's a great option if you're waiting on aid to come in, you don't plan on buying or renting the book, or you just forgot yours at home.

### How do I know what textbooks I need?

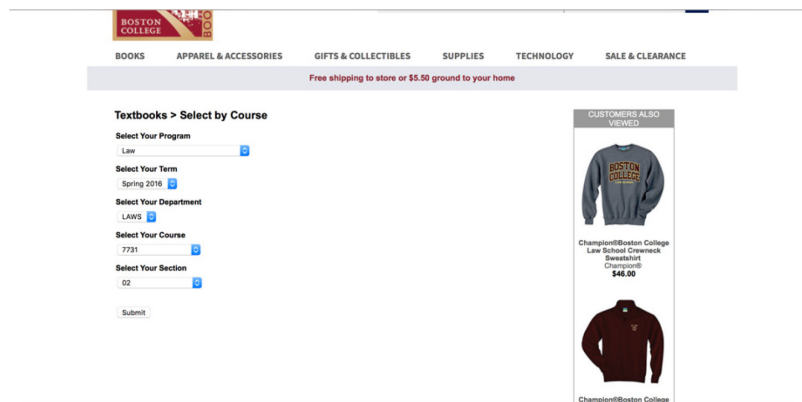
Once you're sorted into your section, when you log into the Agora Portal ([here](#)) and click "Current Courses and Grades," you'll see that each one of your classes has a course code that begins with "LAWS." The final two numbers are your section number for that class, the first four are the class number for that course.

Using that number, go to the [bookstore website](#) and follow the instructions below:

- Click on "Books" then on "Textbooks and Course Materials."



- From the drop-down menus, select "Law," then your individual term (for example, "Fall 2017"), select "LAWS," then use the first four numbers of the course code, select the section for the class, and hit submit.



- You'll see the required textbooks for that course and any recommended texts, followed by pricing information through the bookstore for both new and used books available for buy and rent.

Home > Textbooks & Course Materials > Spring 2016 : LAWS : 7731 : 02

## Course Materials


LAWS: 7731: 02 : Daniel Lyons

1 Required Material(s)

Print List

Required Material(s) (1)

Close All



**Federal Administrative Law (Casebook) Edition: 6th**

Type	Buy/rent	Option	Rental Period	Provider	In Stock	Your Price
<input type="checkbox"/> Hardcover	BUY	NEW			✓	\$225.00
<input type="checkbox"/> Hardcover	BUY	USED			✓	\$168.75
<input type="checkbox"/> Hardcover	RENT	NEW	Due: 5/17/16		✓	\$168.75
<input checked="" type="checkbox"/> Hardcover	RENT	USED	Due: 5/17/16		✓	\$78.75

Author: Lawson  
 Edition: 6th  
 ISBN: 9780314280002

Add to Cart

Please Note: Course and pricing information is subject to change based upon updated data from publishers and instructors.

### Should I buy the recommended texts or supplements?

## Where should I buy/rent my textbooks?

Agora 7 Eagle One Card - Add Funds 7 Go to purchase screen (at the bottom of the page) 7 Eagle Bucks – Charge to my Student Account 7 Enter amount to charge and password

The next page will show you how much money is available for you to charge to your student account.

April - 2016

S	M	T	W	T	F	S
					1	2
3	4	5	6	7	8	9
10	11	12	13	14	15	16
17	18	19	20	21	22	23
24	25	26	27	28	29	30

Department Calendar

Student Calendar

No events.

Back to My Services

Boston College Eagle One Card Add Funds

Purchase of Plans

Payment Methods (\$20 minimum payment)

Credit Card:

Your card will be charged immediately.

eCheck:

Routing number and checking/savings account number will be required for direct withdrawal.

Student Account:

You may only charge up to a \$100.00 balance on your student account.

Your current balance:

\$0.00

Maximum amount you can charge:

Flex Dining Plan

Scroll to the bottom of this page to get to the authorization page.

This optional account allows purchases at all on-campus dining locations, residence hall laundry facilities, BC Bookstores, as well as off-campus restaurants, food delivery services, and retail merchants. There are no discounts associated with this account.

(a new window will open)

Transfer Eagle Bucks to Optional Dining Bucks

finished, instead of just closing the window please select Exit or Quit from your browser.

lege. [Legal](#).

Boston College Eagle One Card Add Funds

Charge Student Account to Add Money to Eagle Bucks

Your Eagle Bucks account will be updated immediately.

Minimum amount: 20. Maximum amount:

Enter amount:

I authorize Boston College to add the amount I have entered above to my Eagle Bucks and charge my student account.

Enter your Password:

Our students also buy their books from former students, Amazon.com, Chegg, eBay, etc. etc.

## Class logistics

### How and when will I know which section I'm in?

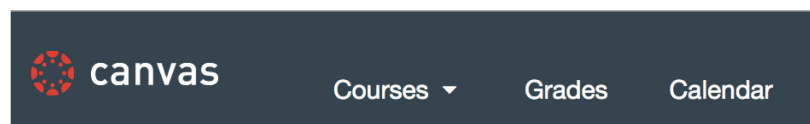
Section assignments will happen sometime in August, but they aren't finalized until after orientation, so note that some of you may get moved around. You can find your section number on Agora by logging in, clicking on "Current Courses and Grades" and looking for the last two numbers of each one of the courses you're registered for. All but Law Practice should have the same two numbers at the end (either "01," "02," or "03") that corresponds to your section.

### What should I bring to class with me everyday?

Your textbook(s), for sure. (Or scanned copies of the pages for the reading assignment). Next, something to take notes with – whether that's your computer or a pen and paper (And if you do bring a computer, make sure to bring a charger too). Any notes you took on the reading, or, if you're one of those lucky ducks who can just remember everything, your memory of what you read. If it seems uncomplicated, it's because it is. Your individual professors will let you know if you need any other materials, but that's pretty much par for the course.

### How will I receive my assignments?

You will probably have homework and reading for a class every day. Professors will either email the class directly with the reading assignment, or post the assignment on one of our two interactive learning portals, [Canvas](#) or [TWEN](#) (a branch of Westlaw).



You'll receive emails with instructions on how to set up these accounts, so look out for them soon!

### How long should an assignment take me to do?

This will vary, and as the semester progresses, you'll find your groove and figure out how closely you need to read to be prepared for class. That said, your first few assignments will probably take you at least a couple hours to get through. Plan accordingly, but if you feel like you're taking forever to get through the reading, don't feel discouraged! Give yourself a break; this much reading is likely something new for you and just like with everything else, it does get easier over time.

### How do grades work?

For most of your classes this year, your grade in the class will be determined by a final exam at the end of the semester consisting of several essays like issue spotters and policy questions. All exams are blind-graded (meaning the professor doesn't know which exam is yours) and you will be assigned an exam number every year. Every class is on a curve (the details of which are explained thoroughly [here beginning on p. 14](#)), but basically, the grades are statistically distributed so that the average grade is a 3.2 with the top 10% of the class at an A and the lowest 5% at a C+ and below. The curve is confusing, and because of blind grading and the inherently comparative nature of the beast, the best thing to do is run your own race, strive to be the best student you can be, and let the chips fall where they may.

**Will I ever know if I'm going to be on call, or will it always be a terrifying surprise?**

Deep breaths, guys. Different professors use different methods of the cold call system, and yours will likely tell you what their method is on the first day. They may assign certain alphabetical last names to a day of the week, meaning you can only be on call that day. They may announce at the start of each class the students that will be on call for that day. They may have you put your name on an index card and randomly shuffle them. They may just pick a random location in the room and move down that row of students. You'll come to learn which professors do what (and you can always ask us upperclasspeople!) and before long, a cold call won't cause you to break out into a cold sweat.


**I have no idea how to outline. Help!**

In truth, unless you've already been to law school, you *can't* know how to outline. The good thing is, you won't be required to reinvent the wheel. We 2Ls and 3Ls have our old outlines and ones that were passed down to us over the years, and starting in 2015, the Law Students Association created an [Outline Database on OrgSync](#) that is searchable by professor, year, and class. These outlines will give you a good jumping off point when you begin yours so you don't have to start from scratch. Find an organization method that works for you, use your notes to create it, and use the other outlines as a supplement to fill in any gaps in your knowledge.

**Where should I study?**

The Law Library is an obvious choice and has a [ton of resources to make studying more pleasant](#) – the basement and the couches on the third floor are class favorites. The Boston Public Library downtown (below on the left) and the O'Neill and Burns Libraries on main campus (below on the right) are a hit with students because of their architectural beauty and quiet.





When the weather is nice out, local parks and coffee shops will also do the trick. Whatever you're into, studying will be most effective wherever you feel like you can be productive.

### **Should I join a study group?**

Up to you, friend. The study of law lends itself well to studying in a group because of the necessity of making persuasive arguments and the ability to articulate both sides of the issue. It's also a good way to catch any information that you may have missed in class, or get someone else's perspective on a practice exam. What we will say is that you shouldn't use a study group to learn material for the first time.

Groups are much more effective when the members of the group have each gone over the material a few times and come ready to discuss with questions.

### **Are there resources for students who are struggling academically?**

Absolutely. No one can be a genius at everything, and we all hit that one area of the law that just doesn't make sense to us. Your professors themselves should be your first stop, because, well, they're the ones disseminating the information and grading your exams, and they *love* helping you understand the material and feel comfortable with it. Every professor (and their teaching assistants when applicable) will have office hours during which they *want* to see you to address your questions and concerns. And since much of the material builds on itself, it's always better to seek help early.

Additionally, our [Academic Support Program](#) (ASP) holds office hours with successful upperclasspeople so they can pass on their wisdom. Whether you need help with learning the most effective way to take notes, to study, to create an outline, or just to feel like you're keeping your head above water in an admittedly *very* challenging curriculum, they're there to help guide you.

If you feel like you need more help or ever start to feel too in over your head, please don't hesitate to speak to someone in the Office of Academic Services, or give them a call at 617-552-2527.

## Miscellaneous topics

### Did I notice freshman on our campus?

You did indeed! We share the Newton campus with a couple of freshman dorms and coexist with one another quite peacefully. The only time you'll really run into freshmen are during mealtimes (breakfast, lunch, and dinner) and occasionally in the parking lot. They are *not* allowed to use the Law Library, but you may see a few of them studying in a classroom at night every now and then. Say hi! We promise they don't bite.

### Can I eat in the cafeteria?

You absolutely can, and many students do. Our cafeteria was just renovated in the summer of 2015 so it's bright, airy, and much more open. You even have the option to sign up for a meal plan ([here](#)) or just put money onto your Eagle One to get a discount on meals in the cafeteria. That said, you do not by any means *have* to eat in the cafeteria, and if you do, they accept cash and all major credit cards.

### Can I bring my lunch to school?

Yup! The student lounge adjacent to the Yellow Room has a fridge available for your use, as do many of our student organization offices (which you're welcome to use if you're a member). And there are microwaves to reheat your food in between the Yellow Room and the cafeteria.

### Where can I get some coffee around here?

We know that coffee is a law student's lifeblood. The student lounge adjacent to the Yellow Room has a Keurig machine (although you do need to bring your own K cup), and you can get cream and sugar from the dispensers in the cafeteria. You can also buy coffee straight from the cafeteria, and several times a year (usually before finals), various student groups set up shop outside the library to hand out free coffee.

### Do I need a locker and how do I get one?

You'll have a chance to pick out your locker during orientation. Since most of your classes will be in the East Wing, we recommend snagging one of the *many* lockers available in the space directly below the Yellow Room. All you need is a padlock, and you're all set! And for those of you wondering why you even need a locker at all, they're great for storing your very heavy textbooks in between classes, your snacks and lunch, your jacket and boots in the winter... The list goes on and on. It's best to get a locker so it'll be there if you need it, and if you don't use it, just take the lock off at the end of the year and no harm, no foul.

### Dress code?

No need to feel embarrassed for wondering – there's nothing worse than feeling under- or overdressed for something. The dress code at the school is really whatever you want it to be. To the right, you can see some students in a classroom during a recent lunchtime event. Jeans or shorts and a t-shirt, dresses and skirts, a

full suit, or a ball gown; as long as your clothing is appropriate, feel free to express your individuality and do you.

### **Can I get a job during my 1L year?**

The answer from nearly everyone we polled – those who worked and those who didn't – is a resounding, “NO!”

Being a 1L is a full-time job. And while, yes, you are only in

class about 10-15 hours a week, your time devoted to reviewing material, studying new material, synthesizing your notes into an outline, and staying involved in the school leaves *very* little time to do much else. In fact, the American Bar Association requires students to refrain from working more than 20 hours in outside employment for any semester in which they're enrolled for 12 or more credits.

Still, we know how tough it is to live on one lump-sum payment at the start of the semester for four months, so work study positions are available within the school (you can check out listings [here](#)). Ultimately, it's your call, but we cannot be more emphatic that you should set yourself up for success by not cutting down the time you have available to study, socialize, and de-stress.



### **What can I do to prepare for law school?**

Besides those administrative chores we just went over, nothing. One of our students explains why in [this post on BC Law Impact](#). Relax and enjoy your summer, because law school will keep you plenty busy when you get here.

## **□ How to be a student recap**

So here are your takeaways for Chapter 3:

We've told you how to stay in the loop through your @bc.edu email address, Facebook groups and OrgSync, and the academic calendar.

We gave you a list of important administrative tasks that you can and should take care of before classes start from seat deposits to health insurance to financial aid immunizations to your student ID and parking registration.

We ran through a bunch of the law school lingo, and took you through your 1L class schedule.

And finally, we answered a number of frequently asked questions about technology, textbooks, and the classroom experience.

It's time to talk about what you'll get from BC outside of the classroom. Scroll down to Chapter 4!


## **Chapter 4**

# **Learning outside the classroom**

*The chapter in which you learn about extracurricular activities, practical learning opportunities available through internships and clinics, how Career Services can help you, and more!*

## **Getting the most out of your legal education**

You may be wondering what we students do when we're not in the classroom. Our lives work around our job search, studying in the library, and taking advantage of fun experiential learning opportunities to work off campus. We also have all sorts of cool student organizations activities that we love to attend.



## **The Law Library**

### **Books and beyond**

The [Law Library](#) contains a rich collection of resources geared to support both the curriculum and faculty research specialties. With over 460,000 print volumes (including court reporters and statutes for all federal and state jurisdictions), the library also has a substantial collection of related research sources such as loose-leaf services, periodicals, treatises, and government documents in hard copy and electronic form. The library also maintains a DVD collection of feature films relating to law: everything from *Legally Blonde* to *The Lincoln Lawyer* to *My Cousin Vinny*.

The library's webpage provides links to electronic resources and the Administrative and Technology Resources

Department serves as the focal point for all of the technology needs on campus (click [here](#) for more details). All students have access to LexisNexis, Westlaw, and BloombergLaw through the law school's academic subscription, as well as online subscriptions to the *New York Times* and the *Boston Globe*.

The Law Library is staffed by a group of reference librarians who hold both J.D. and MSLIS degrees and teach upper-level research classes. They are perhaps the library's greatest asset and absolute magicians when you need help starting your research or if you get stuck. For everyone interested in being a part of a journal your second year, they're great people to know!

### **Library resources for you**

Since you'll likely be spending a lot of time in the library, it's a good thing the library staff is constantly coming up with new ways to make studying more bearable.



### Library technology

- Pharos print release stations (located on every floor) that allow you to send print jobs remotely from your computer from anywhere on BC campus after you [install the Pharos software](#). Everyone gets 500 free black and white Pharos pages per semester (1000 if you print double-sided!), and any overages are only 3¢ per page. (See [Chapter 3](#) for more details)



- A KIC self-service scanner (like the one to the left which is located on the second floor near the circulation desk) that allows you to scan in pages from textbooks, treatises, etc. and save them to a USB or have them emailed directly to your BC email address

- iPad kiosks for accessing the library catalog and other library resources on all four floors

- Photocopiers and flatbed scanners (on the first and third floors)


- The Brian P. Lutch Computer Center (located on the third floor) which comes with 10 Windows computer workstations, 3 Mac workstations, and two Pharos release print stations

- Mobile device charging station (located on the second floor near the Pharos release print station)

- A Skype room that can be reserved for Skype calls through the library study room reservation system

### Cool things available to check out at the circulation desk

Check out all the unique items you can check out for two to four hours at a time using just your student ID card:



- Course reserves – copies of every book that a professor at the school has required for the semester
- Candy!
- Frisbees
- Headphones
- Snow shovels
- Phone chargers (iPhone and Android)
- Laptop chargers
- Lawn chairs (for when it's nice outside)
- Chair cushions
- Portable standing desks
- Coloring books
- Therapy dog days

### **Rare Book Room**

The Daniel R. Coquille Rare Book Room (located on the second floor of the library) houses the Law Library's collection of rare law books and manuscripts relating to the practice of law, including books that American and English lawyers would have included in their personal collections, and featured works by and about St. Thomas More. Professor Dan Coquille is a current BC Law professor (how cool is that?) who served as the Law School's dean from 1985 – 1993 and received the honor of this commemoration in 1996 with the opening of the Law Library. The marble fireplace in the room came directly from the East Room of the White House after it was removed during renovations under the Truman Administration. It's a particularly *wonderful* place to study in the summer because it's kept very cool to preserve the books, and hours are posted on the door to the room.





### **Other library resources**

And just in case we haven't already sold you, the library has 10 study rooms available for students and faculty to [reserve online](#) (which is where the therapy dogs are housed a few days a week during finals time!), couches on the third floor that are great for studying or napping, and big open, airy windows so that your study environment doesn't have to be filled with doom and gloom.

The resource librarians are incredible at new and creative initiatives to engage the student body, like the Diversity Read for the year, the Lunch with the Librarians program, and a newsletter sent out to students every semester detailing things you should know.

## **Career Services and job prospects**

We know that it's one of the biggest things on your mind because it is, after all, the reason you wanted to go to law school in the first place. BC Law boasts an impressive [86.8% post-graduation employment rate for jobs that require a J.D. and 93.4% overall post-grad employment](#). You can trust these numbers because we don't artificially inflate them by tactics like hiring our own students back at the school. And they're excellent at placements for summer jobs, too. (If you haven't already realized, most of your summers from here on out will be forfeited to the practice of law in some capacity). Our [Career Services Office](#) is amazing at what they do, and here are some numbers to prove it.

- #26 Law School in the country (U.S. News & World Report)
- #3 Overall Best Private Law School, #1 in Boston (National Jurist)
- #1 Law School Producing Most Chairs and Managing Partners in MA Top 100 Firms (Massachusetts Lawyers Weekly)
- #1 private law school in "10 Schools Where Salaries Most Outweigh Debt" (U.S. News & World Report)

- #12 Law School Producing the Most Super Lawyers and #1 in New England (National Jurist)
- #16 in “Top 50 Law Schools” List (Above the Law)
- #20 in “Go To Law Schools for Large Firm Hiring” (National Law Journal)
- Best School for Public Interest Careers (National Jurist)

So it’s putting it mildly when we say that our experienced career advisors know their stuff. Through their office, you’ll be able to find both your summer job and your forever job.

Now, before you start beating down their door, keep in mind that most 1L summer jobs won’t even accept applications before December 1<sup>st</sup> and you wouldn’t be able to put together the best application you could without going through some of their programs anyway. Below, we’ve outlined several CSO initiatives and events to be on the lookout for.



### **1L Boot Camp**

1L Boot Camp was founded in 2013 with the goal of providing students of all ages, levels of experience, and aspirations with the information they need to be successful in securing a job. This series will walk you through every step of the job process from what to put on your résumé to how to write a cover letter to what to wear to how to wow employers in

an interview. There are Boot Camp events every month, and definitely not something you should miss if you can help it.

### **Getting the job**

#### **Judicial internships and clerkships**

Completing a clerkship (post-graduation) or internship (during school or over the summer) with a judge is one of the most prestigious opportunities available to you as a student. Working with a judge gives you indispensable skills and insights, and often allows graduates to start at a more advanced position in their post-clerkship job. Because of our elaborate network of alumni (many of whom are judges themselves), we do an excellent job in helping students find [clerkships and judicial internships](#) and in walking them through the process.

#### **Government/Public Interest Job Fair**

Public service has always been a vital part of what it means to be a Legal Eagle,

and the Career Services Office does everything they can to support students from helping find stipends to sending out regular newsletters and updating job listings online. The Government/PI job fair is one of the many Massachusetts Consortium Programs that BC Law puts on for students looking for positions in public interest and the government.

### **On Campus Interviews (OCI)**

[On Campus Interviews](#) (better known as “OCI”) allows employers to come to BC to schedule interviews with students. The logistics of this is something that will be explained in far greater detail when OCI rolls around in August of your 2L year. For now, just know that if you’re interested in working for a firm, OCI should be on your radar, but it is by no means the only means of getting a firm job, or even a Big Law job.

### **Job postings and resume collections**

The CSO will post listings for openings for various employers that are searchable by area of interest, location, time, salary, etc. They also routinely call for students to submit résumés for employers who prefer to look at interested candidates all at once. This is a continuous process and one that you’ll learn more about when you meet with Career Services in October/November.

### **Other opportunities and fellowships**

Many law firms and companies offer unique summer placement opportunities for members of underrepresented classes in the legal community, and the BC Law LAHANAS organization (overarching diversity group at the school) maintains a list of diversity placements and scholarships for you to apply to.

Additionally, in 2015, BC Law was selected as the new home of the [Rappaport Center for Law and Public Policy](#) as a gift from the Phyllis & Jerome Lyle Rappaport Foundation. The [Rappaport Fellows Program](#) allows 12 students from Boston area law schools who are interested in working in public policy within federal state and municipal governments to explore the complexities and rewards of public service all while receiving a stipend for the summer. Fellows have weekly seminars to discuss their experiences and their aspirations for careers in public service, and the program aims to shape future policy-makers and civic leaders.

### **Summer stipends for public interest**

The Public Interest Law Foundation is BC’s student organization aiming to promote public interest law-focused activities and to coordinate the monumental fundraising effort to be able to give out stipends to students in unfunded positions for the summer – which as 1Ls, most of you will have. They do this through a number of initiatives, the biggest being the [PILF Auction in the spring](#). You’ll be

inundated with information later about how to get involved in PILF and how to receive a stipend, so for now just keep it on your radar.

### **Never underestimate the value of networking!**

Career Services (and BC Law in general) offers you more opportunities to network than we could possibly list here. From events on campus to automatic enrollment in the Boston Bar Association and inclusion on their listserv, you'll never have to look very far when you want to meet new attorneys or find out more about a practice area. In the 1L Boot Camp series, you'll learn plenty about the do's and don'ts of networking, but you can take a peek at a couple of posts [here](#) on the BC Law Impact blog.



### **But what if I don't want to work in Boston?**

Guess what? We've got you covered there too – check out our [blog post on this point](#). There are very few places that the BC Law network doesn't extend to. While Boston is amazing and we can't see why you'd ever want to leave, there's definitely some comfort in knowing that your degree will open doors for you across the country, and we have the tools to help you make it happen.

## ☐ **Experiential learning**

It's important to understand that while you will be learning about different areas of the law and different practices in an abstract sense, you won't always be exactly learning *how* to be a lawyer (see our blog post on this topic [here](#)). However, we at BC want you to have as much practical experience as possible, starting right away during your 1L year.

Outside of the curriculum we discussed in [Chapter 3](#), you'll also have myriad chances to do some “real lawyer” work.

### **Legal competitions**

All of our legal competitions are put on by the Board of Student Advisors (see the list of student organizations [below](#)). Although 1Ls aren't eligible to participate in Moot Court or Mock Trial, we do have two unique legal competitions available to you that few other schools allow 1Ls to do. For each competition, every 1L is invited to compete, and after the intramural stage, the top teams are selected to represent BC Law at the state or regional level.

The Negotiation Competition gets started almost right away in September. For

each round, you and a partner will be assigned to represent a client and advocate for their interests in a negotiation simulation against another BC Law team. You will receive a set of facts and figures that your client wants, their minimums and maximums, and all of their goals for the negotiation. What you won't know is what the other side wants, and it's your job to use the 45 minutes in the round to try to come to a mutually agreed-upon settlement. The competition itself is a round that takes about an hour (factoring time for feedback from an attorney judge) and the time commitment outside of the competition to prepare is 1-2 hours per week.

The Client Counseling Competition gets started in October. This competition won't pit you against another team, but rather a 2L or 3L volunteer "client" who will come to you with a problem on a topic ranging from family law to criminal law to civil rights law and more. You and a partner will conduct a client interview to find out the client's problems, needs, and goals; assess the legal issues; and come up with a strategy both for you as an attorney and for your client. Unlike the Negotiation Competition, little to no prep time is necessary (or possible, since you won't know what your client wants until the round actually starts), so this is even less of a time commitment: 1 – 1.5 hours per week maximum.

### **Spring Break pro bono service trips**

Another great way to get some hands-on experience is through our service trips. Plus, they're super fun! To the right, you can see students from one of our immigration trips visiting the Grand Canyon. You will travel to another part of the country and dedicate your Spring Break to learning more about the practice of law while helping others. Not only is this great karma, but it's an excellent résumé-builder. Applications for the trips generally go out in September/October, and the trips spend the rest of their time until early March doing fundraising for the trip (you can see a couple fundraisers in the calendar [below](#)). There are four trips total, each focusing on a different legal issue or affected community:



- Navajo Nation Trip (tribal law)
- Immigration Trip (immigration law)
- New Orleans Trip (various practices including housing law)
- Haiti Trip (international and human rights law)

### **Clinics and externships**

While these aren't available to you as a 1L, it's never too early to start thinking about what you'd like to do for an externship or clinic – and, in fact, applications



for next year will come out in March and April of your second semester. We have a wide array of clinics and externships, and even offer you the option to go abroad for a semester. You'll get much more information about this in the spring, but for now, check out all the options we offer:

#### **Clinics**

- Civil Litigation Clinic
- Housing Law Clinic
- Community Enterprise Clinic (transactional law)
- Entrepreneurship & Innovation Clinic
- Advising the Entrepreneur
- Immigration Clinic
- Ninth Circuit Appellate Program
- Criminal Justice Clinic
- BC Defender Program
- Representing Inmates at Prison Disciplinary Hearings
- Amicus Brief Clinic
- BC Innocence Program
- Juvenile Rights Advocacy Project (JRAP)

#### **Semester in Practice**

- Semester in practice (location of your choice in Boston or elsewhere)
- Semester in practice: BC in DC

- Semester in practice: London Program

#### **Specialized Externships**

- Attorney General Program
- Corporate Counsel Externship Program
- Department of Revenue Tax Clinic
- Judicial Process – Appeals
- Mediation
- Sports Law
- Health Law
- Judicial Process – Trials
- Judge and the Community Courts

#### **Exchange Program Opportunities (varies by semester)**

- China
- Paris
- The Hague
- Venice
- London
- Germany

### **1L Elective**

And finally, you'll also have a chance to get some experiential learning through your classes. Almost all of your professors will offer some insight into how their field works in practice, but some classes will emphasize it more than others. Here are just some of the electives that will be offered in the spring of your first year:

- Deals and Disputes
- Evidence
- Intro to Civil Litigation Practice
- Legal Interviewing & Counseling
- Negotiation

### Writing competition

The writing competition is the “entrance exam” to be eligible for participation in a law journal. Our journals are nationally revered (the BC Law Review ranks #23 out of literally thousands of other journals) and it is an honor and challenge to be involved in one. The two journals by name are the *Boston College Law Review*, and the *Uniform Commercial Code Reporter-Digest*.

Here’s how the competition works: the top 5 students achieving the highest GPAs in each section will automatically be invited to join a journal of their choice. All other students will participate in the competition by submitting a memorandum (based on materials provided) and a submission of citation exercises. The top 5 memos from the competition will also be invited to join a journal of their choice. The remaining positions on the journals will be filled by students who did the best based on a combination of their memo, the citation exercise, and their 1L grades (not counting the elective). Journal materials are picked up immediately after your last final exam in the spring and due between 10 and 12 days later.

Additionally, BC Law has several online journals that have a separate sign-up process such as the [Intellectual Property Technology Forum](#) that students can get involved in as early as their 1L year.

Anyone who isn’t selected to join a journal can still write a note of publishable quality under a faculty member, either independently or in conjunction with a seminar.

For more information on the writing competition process and the requirements, click [here](#).

## ☐ Student organizations and events

### Student organizations for you to get involved with

Contrary to popular belief, you *do* have time to get involved, and in fact, those first few weeks and months of the semester are the perfect time before you get too busy studying for finals. Most student groups have 1L section representatives to make announcements to the rest of the school and announce any events, speakers, or socials the organization is putting on. Below is just a snapshot of the over 50 student groups available for you to join almost right away. To find out more about these groups, check out their individual [OrgSync pages](#).

### Student government – The [Law Students Association \(LSA\)](#)

The LSA is the elected student government of the school that ensures that students are appointed to important student committees and presents student interests to the faculty and administration. It offers a range of professional, social, and recreational activities and allocates each 1L section a budget within the LSA to

put on individual events for their section. Committees in the LSA include the Sports, Bar Review, Special Events, Diversity, Academic Standards, Rankings, Appointments and Promotions, Community and Institutional Development, and Career Mentoring Committees which you can begin to get involved with. The LSA also includes the Admissions Committee (which includes the BC Law Ambassadors who give tours of the school and interface with prospective students – positions that 1Ls are eligible to apply for!) and the New Students Committee. For all questions, concerns, and comments, the LSA will know where to look and who to ask. Feel free to shoot them an email at [lsa@bc.edu](mailto:lsa@bc.edu).

#### **Affinity groups**

- Asian Pacific-American Law Students Association (APALSA)
- Black Law Students Association (BLSA)
- Lambda Law Students Association (LGBT)
- Latin American Law Students Association (LALSA)
- Native American Law Students Association (NALSA)
- Middle Eastern Law Students Association (MELSA)
- South Asian Law Student Association (SALSA)

#### **Political groups**

- BC Law Democrats
- BC Law Republicans

#### **Religious groups**

- Christian Legal Society
- Jewish Law Students Association

#### **Social justice groups**

- Amnesty Association
- Holocaust/Human Rights Project
- Law Students for Reproductive Justice

#### **Practice area groups**

- American Constitutional Law Society

- Art Law Group

- Business Law Society

- Children's Rights Group

-

- Environmental Law Society

- Health Law Society

- Immigration Law Group

- Intellectual Property & Technology Forum

- International Law Society

- Internet Law Society

- Public Interest Law Foundation (PILF)

- Sports and Entertainment Law Society

- Trust & Estates, Elder & Family Law Association

#### **Other groups**

- Board of Student Advisors

- National Lawyers' Guild

- St. Thomas More Society

- Women's Law Center



#### **A mini calendar of major events for the year**

We wanted to give you a heads up on different events that happen around the same time every year so that you can get excited for them ahead of time. And



before you start wondering if anyone actually goes to any of these events, check out our [posts on BC Law Impact about them](#).

#### **August/September**

- LAHANAS retreat
- Dean's Opening Reception (Office of the Dean)
- 1L Section Representative Elections (Most organizations)
- Student Organization Fair in the Yellow Room (All organizations)
- Transfer Student Lunch (LSA)
- The Welcome Back Barbecue (LSA Special Events Committee)
- Annual Welcome Barbecue at Professor Plater's House (Environmental Law Society)
- Softball League on Saturdays in Cleveland Circle (LSA Sports Committee)
- Tailgating with other graduate programs (BC LSA)
- Boat Cruise (LSA Special Events Committee)
- 1L Negotiation Competition (Board of Student Advisors)
- New Students Night at Fenway (LSA New Students Committee)

#### **October**

- Halloween Party (LSA Special Events Committee)
- Beantown Shootout (LSA Sports Committee)
- Hispanic Heritage Month (LALSA)
- 1L Client Counseling Competition (Board of Student Advisors)
- Intramural Ice Hockey (LSA Sports Committee)
- New Students Karaoke (LSA New Students Committee)
- Oktoberfest (Dean's Office)

#### **November**

- Mock Trial (Board of Student Advisors)

- Harvest Desserts (Dean's Office)
- 1L Client Counseling Competition (Board of Student Advisors)
- Intramural Ice Hockey (LSA Sports Committee)
- New Students Karaoke (LSA New Students Committee)

#### **January**

- Moot Court (Board of Student Advisors)
- Chili Cookoff (New Orleans Spring Break Service Trip)
- PILF Talent Show (PILF)
- PILF Auction Collection Wars (PILF)

#### **February**

- Ski Trip (LSA Sports Committee)
- Lunar New Year Dinner (APALSA)
- Valentine's Day Student Auction (Navajo Nation Spring Break Service Trip)

#### **March**

- Law Prom (LSA Special Events Committee)
- Taste of Diversity (LSA Diversity Committee and Affinity Groups)
- Culture Shock (LSA Diversity Committee and Affinity Groups)
- Meet the Employers (LSA Career Mentoring Committee and Office of Career Services)
- PILF Auction (PILF)
- Holi Dinner (SALSA)

#### **April**

- UVA Softball Road Trip (LSA Sports Committee)
- Boston Law School Mixer (LSA)
- Sidebar Retreat

Sprinkled throughout each month are different 1L Boot Camp events from Career Services and the LSA Career Mentoring Committee, bar reviews put on by the LSA Bar Review Committee or the Spring Break Service Trips, weekly events like Café Con LALSA to help you brush up on your Spanish skills and the Lambda Safe Space Hour, special speakers at the school – from Supreme Court Associate Justice Elena Kagan to the lawyers behind Netflix’s *Making a Murderer* to state attorney and BC Law alumna Marilyn Moseby – and different smaller events, movie screenings, and opportunities for discourse.

## □ Outside learning recap

So here are your takeaways:

We told you about how the library and our resource librarians are excellent, and you’ll be glad to have all the resources and amenities we do when you’re studying for hours on end.

We explained the myriad ways Career Services is amazing and how they have many, many ways they help you find summer jobs, clerkships, and post-grad placements, and funding along the way.

We taught you how you can get hands-on experience right away as a 1L through your classes, legal competitions, Spring Break, and the writing competition.

And finally we emphasized how much more fun law school is when you get involved and detailed all the student organization and events you can look forward to when you get here.

Alright. Enough about school. Why don’t we find you a place to live? Onward!

## Chapter 5

# Where we live

*The chapter in which you learn where most current and former BC Law students have lived, what you can expect from your housing search, and tips and tricks to find your next dream living situation.*

## Finding your new home

Welcome to *MTV Cribs: Boston College Law Edition*. Moving to a new city (or for that matter, even just moving within Boston if you're already here) can be frustrating and challenging, but we're here to help you as much as possible. Whether you're new in town, have a family or a furry friend, need a roommate, or plan to live alone, the Guidebook will provide you with information about Boston's extremely diverse rental market. Our team worked with a number of real estate brokers in Boston and canvassed reactions from students about their housing to give you as comprehensive an overview of housing options within the different neighborhoods as possible.

Remember that BC Law offers a [Housing Directory](#) and has its annual Graduate Housing Fair that will take place in June 2017, and many 1Ls find their future apartments and roommates through this service, or directly from the [class Facebook group](#). Current 2Ls and 3L will post in this group about living opportunities and chances to sublet (particularly since many leases don't end until August 31), and you can feel free to ask them questions directly.

Additionally, websites such as <http://www.trulia.com/>, <http://www.zillow.com/>, and even <http://boston.craigslist.org/> may be helpful in getting a feel for what's out there. We've included some things to consider that will help you get started.

### Helpful hints when starting your search

1. The top three things to focus on are price, location, and quality. Sometimes getting what you want on one means sacrificing another.
2. Almost every property will require you to pay a deposit consisting of first month's rent, last month's rent, security deposit, and broker's fee (i.e., four times the rental amount).
3. Try starting your search with a broker. The broker's fee applies to most properties *even if you never speak to the broker*, so you might as well get your money's worth and make the broker work for you. A good broker can show you a variety of listings that match your search criteria and it is

*absolutely free* to see as many units as you want.

4. Don't limit yourself with search criteria unless you *really* feel you need it. For example, being adamant about being on a ground-floor apartment severely limits the amount of properties that are available to you and likely increases the amount you'll end up paying for them.
5. If you have a pet, most places are not pet friendly, and even fewer are dog friendly. Be prepared to pay more for any apartment that you are able to find, somewhere between \$200 and \$300 extra per month.
6. If you have a car, parking is always something to consider. Depending on the neighborhood, parking may be completely free, may require a street permit from the city, or may require you to pay a monthly fee for a private parking spot (ranging from \$150 - \$250 per month; see [Chapter 6](#) for more information).
7. Find out if subletting during the summer is an option, just in case your summer job/internship/study abroad takes you outside of Boston.

Obviously, travelling to Boston to go apartment-hunting is ideal, but even for students who can't make a trip up here to do so, many students have found their next apartment using the aid of the Housing Guide, the Facebook group, or by asking other students to check out the apartment for them (which we as a community are always happy to do – anything to help you out!).

## **A brief review of the neighborhoods we live in**

If any of this is confusing, make sure to refer to [Chapter Two](#) for the distinctions between the neighborhoods in Boston. Also, please note that any pricing listed in this guide is subject to change and is merely meant to be used as a reference. You may find units that deviate from this framework (there are, after all, listings with up to six bedrooms in a single unit), but we hope this will give you a jumping-off point.

### **Cleveland Circle**

#### **Distance from BC Law: 3.4 miles (15 minute ride on the BC Law Shuttle)**

This subsection of Brighton (the area surrounding the [intersection of Beacon Street and Chestnut Hill Avenue in Brighton](#)) is by far the most popular of the neighborhoods for BC Law students. With easy access to the B, C, and D lines of the T, as well as the BC Law Shuttle, you'll have no problem living without a car. In addition, you'll be close to many of the popular bars and restaurants that BC Law students patronize, like Cityside Bar and Pino's Pizza. Living on the Commonwealth Avenue side will place you in Brighton, and living on the Beacon Street side will put you in Brookline. This area boasts a free public pool in the

summer and an ice skating rink in the winter. If you like to run, you'll also be close to the reservoir, which is a nice 1.5 mile loop.

	1 Bedroom	2 Bedroom	3 Bedroom
Pricing (per month)	\$1700-\$1900	\$2200	\$2700-\$3000

### Experiences from students

- “It’s a lot of students. I feel like almost everyone is either in college or in their 20s and early 30s.”
- “I feel like Cleveland Circle is one of the most convenient places to live while going to BC Law.”
- “I can hop on the B, the C, or the D line and be at most a 7 minute walk from my apartment.”
- “A lot of the apartments are on the older side, so while they are cute, the heating can be a little off and on. Also, it’s a bit of a walk to get to the grocery stores.”
- “Brighton and Boston can be nice because there is overnight parking, which Brookline doesn’t have.”
- “I feel like it’s a major issue to have a car if your apartment doesn’t have parking and you aren’t a resident. Other than that, no complaints.”

### Brighton (main campus area)

**Distance from BC Law: 2 - 2.6 miles (10-12 minute drive, 10 minute ride on the BC Law Shuttle)**

The Lake Street area near BC’s main campus houses some law students, often in the Towne Estates Apartments or the Oak Square area. Living here, you’ll enjoy easy access to both the law school and main campus, as well as a private pool in the summer. Many people living in this area like to have a car because parking is likely less expensive and it is a little less convenient to take the T. The walk to the B line is about 5-15 minutes (depending on location), but the buses in the area will also get you where you need to go. There are a couple of restaurants in this area, but you’ll likely be going into Brighton Center, Allston, or Cleveland Circle to get food or drinks.

	1 Bedroom	2 Bedroom	3 Bedroom

Pricing (per month)	\$1700	\$1800-2000	\$2500-2700
---------------------	--------	-------------	-------------

### Experiences from students

- “It’s a 10-minute drive to the law school from my apartment, on all residential roads, so there is never any traffic.”
- “Free street parking with *no* permit required!” (Oak Square)
- “My apartment has individual parking spots for each apartment.” (Towne Estates)
- “It’s a bit of a trek to the T, the bars in Cleveland Circle and to downtown.”

### Allston

#### Distance from BC Law: 4.5 - 6 miles (15-18 minute drive)

Down Commonwealth Avenue and a little closer to downtown, you’ll find a mixed group of hipsters, Boston University students, and a wide variety of ethnic foods. Amazing bagels can be had at Kugel’s, and you’ll find interesting delis and Kosher, Greek, Russian, and Asian markets. Allston offers many more businesses to explore than Brighton, but some people can also find it a tiny bit more rough around the edges. Living here will put you on the B line if you need to get closer to school or downtown.

	1 Bedroom	2 Bedroom	3 Bedroom
Pricing (per month)	\$1700-\$1900	\$2200	\$2700-\$3000

### Experiences from students

- “Lots of BU undergrads live in the area.”
- “The food is awesome. There are a ton of great Asian restaurants, bagel shops, falafel, and pretty much anything you can think of. It’s also got a lot of good bars, including Tavern in the Square.”
- “It can get pretty loud at night, because it’s possible you will be living around a ton of undergrads.”
- “The public transportation isn’t all that great. It’s right on the B line, but the B line can take quite a while to get downtown.”
- “I wouldn’t recommend living here if you don’t have a car, since it’s a pretty long trip out to Newton (having to take a long T ride and then the shuttle).”

### Newton

#### Distance from BC Law: 0 - 3 miles (5-15 minute drive, or walking distance)

Some BC Law students like to be close to the law campus in Newton. This definitely has some benefits: Newton Center has a wide range of restaurants and shops, you’ll be close to the school, and you’re much more likely to find cheap parking. It can be tough for meeting up with friends and going out on the

weekend, though, as you have to walk to the D line and most people tend to congregate closer to Cleveland Circle or downtown. If you're more of a bookworm or need somewhere quiet to escape, this could be a good option for you. If not, keep in mind that you'll be traveling farther than most of your friends when you want to meet up.

	<b>3 Bedroom</b>	<b>4 Bedroom</b>	<b>5 Bedroom</b>
Pricing (per month)	\$2200-\$2700	\$3000-\$3700	\$3500-\$4200

### Experiences from students

- “It’s *super* close to school as well as a lot of great restaurants.”
- “Good parks to chill in and good places to park.”
- “Cost of living is high, and if you’re renting a house, shoveling is a pain.”
- “We’re far from where a lot of the events end up taking place, so you really have to plan for when you want to go out.”

### Brookline/Coolidge Corner

**Distance from BC Law: 5 - 6 miles (15-18 minute drive, 30 minutes by T and shuttle)**

Popular among young professionals, Coolidge Corner and Brookline offer an independent movie theater, Trader Joe’s, Brookline Booksmith, and a wide variety of restaurants and nicer bars. You can spend hours browsing the wide variety of independent stores, including a board game shop, party store, and plenty of boutiques. Keep in mind that these benefits come at a price – the area can be a little more expensive than other areas where students tend to live. Living here will put you on the C line and within walking distance of the D line.

	<b>1 Bedroom</b>	<b>2 Bedroom</b>	<b>3 Bedroom</b>
Pricing (per month)	\$1800-2000	\$2400	\$3000-\$3300

### Experiences from students

- “Super cute and has nice shops. I can walk wherever, including the grocery store, and it’s a good distance from downtown.”
- “It’s very expensive and not easy to get to BC. Sometimes I have to take two buses and the T, or two different lines of the T then the Law School Shuttle.”
- “No parking – it’s horrible. You need to get parking through your building because you can’t even park on the street in Brookline overnight.”



### Back Bay/Kenmore

**Distance from BC Law: 7 - 8 miles (20 minute drive, 45-50 minutes by T)**

In the heart of Boston, the Kenmore/Back Bay area is extremely close to many sightseeing attractions, great bars and restaurants, and the Boston Public Library. The downside is that while it is accessible by T (the B line will take you all the way to the Chestnut Hill campus), it is quite far from the law school and an average T ride will take at least 45 minutes. Apartments in this area tend to be less renovated, more expensive, and smaller than the other neighborhoods we listed, since you are paying for the location.

	Studio	1 Bedroom	2 Bedroom	3 Bedroom
Pricing (per month)	\$2400	\$2800-\$3000	\$3300-\$3800	\$4200-\$5000

### Experiences from students

- “You really do pay for the location. I have friends with bedrooms that are almost twice the size of mine.”
- “Expensive and hard to get to school, but I *love* being in the heart of Boston.”
- “All the buildings are gorgeous and look very regal and historic, but make sure to check the inside to see that you’re getting a renovated unit.”

## Steps to take before committing to your lease

- DO NOT put money down unless you’re sure you want the unit. Although you may be legally entitled to get a refund up until the landlord formally accepts you as a tenant, that money may be difficult to recover.
- Calculate the anticipated costs of utilities (i.e., heat, electricity, internet, etc., plus parking and other costs like pet fees) when determining if you can afford the monthly payments.
- Know what is expected of you in terms of pre-payments, but again, do NOT pay unless you are certain.
- Check the apartment to ensure it’s in an acceptable condition. Put all agreements for repairs in writing.
- Talk to neighbors and even the current tenants about the reputation of the landlord and/or management company. Ask questions about things like response records for repairs and after-hours emergencies, and who is responsible for yard work and shoveling, etc.

## What to do about a September 1st move-in date

This is something many of you will run into. It's just the nature of the housing market in Boston. Unfortunately, the school's calendar doesn't exactly line up, so there is a chance that you'll have to be here for orientation and other pre-school activities before your lease actually starts.

Don't panic! Every student so far has managed to get through this, and you will too. To start, we *strongly* recommend you read the BC Law Impact [post on this topic](#), and look to the solutions students have used in the past.

If you find that you're getting closer and closer to orientation and you still haven't secured housing, reach out to the class Facebook group. Because we Eagles support one another, it is not at all unheard of for some of the upper class people to host some incoming students while they get their housing situation squared away.

If your lease does start on September 1<sup>st</sup>, the biggest thing to remember is to start looking for your temporary housing as soon as possible, and to ask for help if you need it. Law school is stressful enough without being temporarily homeless.

### □ Housing recap

So here are your takeaways:

We've put together some hints for getting the most out of your housing search, including making use of the internet, BC's resources, a broker, and your own common sense.

Depending on your budget, your desire to be close to school/downtown/social events, and your particular housing needs, we've outlined the neighborhoods where students tend to live so you can make an educated decision about where to start your search.

We've also collected some student testimonials about the pros and cons of each of the neighborhood, so you can hear them directly from the Eagle's mouth. Remember that all of these are intended to be a starting point, not a direct reflection of what your experience may be.

If you have a September 1st move-in date, you'll need to start looking for housing for the few days in between orientation and your move as soon as possible, but we've provided some help in that area too.

Happy housing hunting!

## Chapter 6

# Transportation

*The chapter in which you learn about how to get around Boston, Newton, and everywhere your time here will take you.*

We devoted an entire chapter to this topic because we know that it can be tricky getting around a city as large and complex as Boston. A few things you need to know right away: we're a historic city, and much of our city planning reflects that – weird side streets, narrow alleys, etc. – but it's all part of our charm! We've divided this chapter into driving and not driving, so check out whichever one (or both!) applies to you, but first, let's answer the question that's on your mind:

### ☐ Do I need a car in Boston?

The short answer (much like almost every answer in law school) is “it depends.” Check out our maps of Boston in Chapter 2; the closer you get into the heart of Boston (Kenmore, Back Bay, the South End, Downtown), the less necessary – and desirable – a car is. However, if you live outside of Boston in that darker green, you may find that public transportation is more sporadic and inconvenient, and having a car can save you a lot of time. We've gone back and forth on this topic a lot on the blog to explain [why it's nice to have a car](#) and [why it's nice to not](#).

## Getting around with a car

### Parking

We live in a largely urban setting, and terrible parking just comes with the territory.

#### Parking at home

The first thing you'll want to do is figure out if your apartment/house comes with parking, or if you'll be forced to fend for yourself on the streets. If you're lucky, you may get a driveway that you can park in for free; otherwise, your apartment/house may come with a parking spot that you're required to pay a monthly fee for (or someone else's spot that they're renting to you). These parking spaces range from \$150-\$200 in Brighton/Allston to \$200-\$250 or even \$300 anywhere east of the Fenway area.

If your apartment doesn't come with parking, you'll likely have to park on the street. This can get a little dicey, particularly if you're from out-of-state and weren't planning on converting everything related to your car over to Massachusetts residency.

In the event that you do park on the street, *always* check to make sure you're not running up against the street cleaning schedule (which runs from April 1 to November 30), or you will be ticketed and/or towed.

### **Parking when you're out and about**

This will definitely take some trial and error.

You should know that you can't expect to find decent parking downtown except in a garage (which may charge up to \$30), and you should *always* carry quarters.



Some places in Boston allow you to pay using the [Park Boston app](#), others will have credit card readers in a terminal where you'll get a ticket to stick on your dashboard, and others still will have a credit card reader in the meter itself.

You may be limited by the time any one spot can be occupied (and definitely don't play fast and loose with those time limits in the city). Some places will let you park for free as long as you want if it's a Sunday or a holiday.



Really the only way to know for sure is to check out the parking situation when you have time – not when you're running late to a meeting and need to park and are scoping out the area for the first time. Our favorite way to do this is to use Google maps street view to look at how densely populated the area is with cars and see if you can catch a glimpse of any of the street signs. Ideally, however, when you're heading into the city, we recommend taking the T or catching a ride with someone else ([explained down below](#)).

### **Get yourself an E-Z Pass**

Trust us. It's now required in Boston. This tiny transponder you can register for [here](#) will let you traverse our roads without a problem. The best part is that you don't have to have a Massachusetts license plate to get it! You essentially just connect your credit card to the account, and get mailed your transponder within a week – when your balance is low, the service pulls more money from your account. Plus, it works



when traveling to states outside of Mass: as far west as Illinois, as far north as Maine (and even on the Canada border), and as far south as North Carolina.

### “Winterize” your car

If this sounds fake, you aren’t the first person to think so. However, depending on the climate and state in which you bought your car or last had an oil change, the fluids and tires may not be able to handle a New England winter – for example, one of the Guidebook editors whose car is from Florida thought she had run out of windshield wiper fluid, but it was just frozen from January through March. If you don’t want to feel silly when you take it in to be “winterized,” just make sure to ask for freeze-resistant fluids on your next tune-up.

## Getting around without one

It is perfectly possible to live happily without a car in Boston, and many of our students make it out to Newton without one every day. But doing so does take a little bit of know-how and finesse – particularly when you need to go grocery shopping, regular shopping, take suitcases with you to the airport, etc. We’ll walk you through all of your options below:

### Taking the T

The [Massachusetts Bay Transit Authority](#) (or MBTA) is in charge of all of Boston’s commuter trains, subways (colloquially called “the T”), and buses. Starting out here and trying to take public transit can be hard because no one seems to be able to articulate definitively where you can get a Charlie Card (the reloadable, hard plastic card you pass over the sensor in the fare box on the T or bus) or where/how you can reload it, but we’ll do our best to explain here. First, let’s show you the MBTA network (click on the picture for a larger version):



The routes you’ll probably use the most are the Green Lines (B, C, and D).

### Knowing where you’re going

That innate ability to know where everything is in Boston will come with time. Until then, many apps (including Google maps) will be able to tell you how best to get to your destination using the T, walking, or a combination of the two. You can also track the T using any of the apps listed [here](#), so you'll know when to expect your bus or train.

### **Charlie Cards**

[Charlie Cards](#) are available at a number of convenience stores (e.g., Tedeschi's, 7Eleven's, and Chansky's Supermarket in Cleveland Circle), and you can load or reload them here as well. If you can't make it there, you can also reload them at a fare vending machine at one of the underground stops in the heart of Boston (i.e., any stop past Kenmore). Now, while you can [reload your Charlie Card online](#),

the value won't appear on the card until you tap one of the proximity targets like the one above.



Having a Charlie Card can save some money (depending on how you ride), and you can buy monthly passes or commuter passes to cut down on cost further. (Note: the cost of a monthly pass is the same whether you buy on the 1<sup>st</sup> of the month or the 29<sup>th</sup> of the month, and it doesn't carry over into the next month, so purchase wisely!) If you'll be taking the T or buses regularly, you should think about buying one of the discounted BC Law student passes available [here](#). If you lose or misplace your card, don't fret! Go [here](#) to find out how to deactivate your card and retain the value stored on it.

### **Time constraints**

In March 2016, the MBTA phased out late-night T service (you can read more about it [here](#)), so now, the last trains leave their furthest point between 12:00 and 12:30. This means if you're planning to be out past midnight, you need to have an exit strategy in mind. Below, you'll find one that a lot of students and Bostonians use.



## Ridesharing

You're probably already familiar with the concept, but if you don't know, ridesharing is essentially using an app on your phone to get a ride from a driver, entering your destination, and then tracking your trip. It's every bit as safe as a taxi, with the added benefits of you knowing your driver's name and seeing their face on the app and you staying "on the grid" for the entire ride.



If you don't already have [Uber](#), [Lyft](#), and [Fasten](#), we recommend you *don't* download them until you get here, and even then, wait to take a ride with them until you've received or found a promo code for a free ride. For returning users, those free rides are few and far between, so we want to make sure you get the most out of them.

One downside of these apps is that the price can be driven up by high demand, as you can see in a screenshot of Uber surge pricing during a blizzard during the Snowpocalypse of 2015. However, normally you can expect a trip from Cleveland Circle to downtown to cost \$18-25. Plus, most apps allow you to split the ride with someone else and save some money.

## Law School Express Shuttle

If you live in Cleveland Circle or along Commonwealth Avenue between Chestnut Hill Avenue and the law school (or can find a way to get there), the Law School Express Shuttle is a great way to get to class every day. Other shuttles run between the Newton Campus and main campus several times a day, but only the Law School Express Shuttle goes directly from the Reservoir T stop to the law school without passing through main campus. All of the shuttles are completely free to ride – you don't even have to show your student ID.

The Express Shuttle runs four times in the morning to take you to school, and twice in the afternoon to take you back. You can download the [Transloc app](#) to track the buses and check out the full schedule [here](#).

## □ Transportation recap

So here are your takeaways:

You do not need to have a car to get around in Boston.

If you do have a car, you'll need to take into account the difficulty of parking at home and wherever you want to go, but there are also obvious benefits.



If you don't have a car, you can rely on the Law School Express Shuttle to get to school and on the T and ridesharing apps to get around Boston.

Speaking of getting around Boston, let's talk about what there is to do around here.

## Chapter 7

# Out and about in Boston

*The chapter in which you learn about everything you need to know about how to accomplish your life chores and get what you need out of our great city.*

Now that we've pretty much convinced you that you desperately need to come to Boston and Boston College Law, let's walk you through some things you'll need to take care of once you move into your new place, the places you'll want to go to take care of all your "life things," and places you'll want to check out for fun. This whole chapter contains a compilation of responses from students to answer the variety of questions we've received over the years.

## Getting set up

Once you've secured your new digs, it's time to decide on some of the basics, which providers you want to use, and how you'll divvy up the responsibilities with any roommates you may have.

### Cable and internet

We don't know about you, but internet is usually first on most students' minds when it comes to moving in. Most students use [Comcast](#) or [RCN](#) (both of which have introductory offers for new customers and offer bundling with cable), but Verizon FiOS is making a name for itself as a faster (albeit more expensive) offer in town too.

You can save some money by scrapping the idea of having cable and investing instead in an online streaming media player (e.g., AppleTV, Roku, Chromecast, etc.) where all you do is pay the cost of the device and a low-cost streaming subscription to Netflix/Hulu/HBO Now and getting your TV fix that way. For anything you need to see live, you can always catch it in the student lounge at school (See [Chapter 2](#)) or at a bar somewhere in town.

### Electricity and heat

You'll need to call to set up electricity and heat (trust us, get this taken care of now). Most students go with [Eversource New England](#) for electric and [National Grid](#) for electric and/or heating, but feel free to shop around – for example, if your new place uses oil instead of gas, you may have to look elsewhere (and will unfortunately be paying quite a lot during the wintertime).

In the winter, you can expect your heat bill to be up to 10 times the price you pay in the summer – i.e., if you usually pay \$40/month in September, it may be up to \$400/month by February – so be sure to plan your budget around that.

Also, if you're used to central A/C, it might be a good idea to invest in a window unit for your room/living room and fans for anywhere else. It is *hot* in September, and many of the units you all will be moving into don't have central air. [Target](#) has very reasonably priced units starting at \$140. It's an investment you won't regret!

### **Furniture and moving trucks**

Whether you're looking to get new furniture or snag some used stuff, we've got some places you can check out.

Antique Revival  
*Used furniture and antiques*  
1 Harvard Avenue, Allston  
617-787-4040

[Cort Furniture](#)  
*Previously leased furniture in good condition*  
155 North Beacon Street, Allston  
617-254-5455

[Bostonwood](#)  
*In-house crafted unfinished furniture*  
1117 Commonwealth Avenue, Brighton  
617-783-0274

[IKEA](#)  
*Swedish minimalist furniture*  
1 IKEA Way, Stoughton  
781-344-4532

Also, be sure to “shop around” on the sidewalks on August 30<sup>th</sup> and 31<sup>st</sup> (known by the locals as “Allston Christmas”) when everyone who's moving will be abandoning all the things they don't want to have to take with them.

September 1<sup>st</sup> is the biggest moving day of the year, and if you've got a lot to move and need to rent a moving truck, the time to reserve yours is, well, like, yesterday. If you plan to have a moving truck it's also a good idea to get a [parking permit from the city for your moving day](#) so the truck will have a guaranteed place to pull up and unload. Give yourself PLENTY of time to get where you need to go, because traffic will be terrible. If you aren't moving, we *strongly* recommend doing your best not to drive on this day of chaos and mayhem.

### **Street parking permit**

As we discussed in [Chapter 6](#), make sure to secure your parking permit (if applicable) as soon as possible to avoid being ticketed or towed!

## **Life things**

### **Banking**

The top banks used by our students include:

- Bank of America (ATM on campus in between the cafeteria and Career Services)
- TD Bank
- Citizens Bank
- Santander Bank

For anyone looking to keep their bank from back home, you absolutely can, but having a bank account here avoids constantly having to get cashback or pay ATM fees.

### **Laundry**

If you're lucky enough to have a washer and dryer in your unit, the rest of us are positively seething with jealousy. Otherwise, your laundry machine will likely be coin operated and located in the basement of your building. You can also check out laundromats in the city – many of which accept credit cards so you don't have to worry about the hassle of finding quarters.

### **Gyms**

Whether you're looking for boutique fitness or a full-service gym, Boston has more than plenty of options to offer. (Note: student gym memberships are *not* included in your tuition and fees, so to become a member of the BC Rec Plex for the semester or the whole year, click [here](#).)

#### **Cycling**

##### [Soul Cycle](#)

200-230 Boylston Street, Chestnut Hill  
617-658-9010

##### [Turnstyle](#)

43 Fairfield Street, Back Bay  
617-536-0919

##### [Flywheel](#)

Prudential Center, Back Bay  
617-300-0288

#### **Full-service gyms**

##### [BC Recreation Complex \("Rec Plex"\)](#)

140 Commonwealth Avenue  
617-552-0797

##### [BC Quonset Hut](#)

Newton Campus behind Stuart Hall  
617-552-0797

##### [Orangetheory Fitness](#)

378 Market Street, Brighton  
617-208-8378

##### [YMCA](#)

Various locations (Oak Square, East Boston, Dorchester)

##### [Equinox](#)

200 Boylston Street  
617-531-7077

##### [Planet Fitness](#)

191 Watertown Street, Watertown  
617-467-4890

#### **Yoga/Pilates/Barre/Zumba**

##### [Studio U](#)

1065 Commonwealth Avenue, Allston  
617-789-3733

[Pure Barre](#)

1300 Centre Street, Newton  
617-332-7873

**Crossfit**

[Crossfit Boston](#)

100 Holton Street, Allston  
617-963-0384

[BRICK Crossfit Boston](#)

133 Federal Street, Financial District  
617-651-5928

**Grocery shopping**

Our students' favorite and most-frequented grocery stores include:

- Trader Joe's
- Stop & Shop – Peapod allows groceries to be delivered to you!
- Shaw's/Star Market
- Whole Foods
- Target

We know that going to the grocery store if you don't have a car can be quite a hassle, but we've gone over some hints and help for transportation in [Chapter 6](#).

**Religious Institutions**

**Baptist**

Chinese Baptist Church of Greater  
Boston  
38 Weston Avenue, Quincy  
617-479-3531

617-969-1677

Corpus Christi/St. Bernard Parish  
45 Ash Street, Newton  
617-244-9110

First Baptist Church  
848 Beacon Street, Newton Centre  
617-244-2997

Myrtle Baptist Church  
21 Curve Street, Newton  
617-332-5870

**Episcopal**

Trinity Episcopal Church  
11 Homer Street, Newton Centre  
617-527-2790

**Catholic**

St. Ignatius Church (Boston College)  
28 Commonwealth Avenue  
617-552-6100

**Greek Orthodox**

Taxiarchae Archangels  
25 Bigelow Avenue, Watertown  
617-924-8182

Our Lady Help of Christians Church  
573 Washington Street, Newton

**Jehovah's Witness**

Kingdom Hall of Jehovah's Witness  
49 Brooksdale Road, Brighton  
617-782-1766

### **Jewish**

Beth El-Artereth Israel Congregation  
(Orthodox)  
561 Ward Street, Newton  
617-244-7233

Temple Emanuel (Conservative)  
285 Ward Street, Newton  
617-558-8100

Temple Shalom (Reform)  
175 Temple Street, Newton  
617-332-9550

### **Lutheran**

Lutheran Church of Newton  
1310 Centre Street, Newton  
617-332-3893

### **Methodist**

AME Zion Church-Evangelical  
600 Columbus Avenue, Boston  
617-266-2758

### **Muslim**

Muslim American Society  
10 Garfield Avenue, Somerville  
617-623-3004

Islamic Center of New England  
470 South Street, Quincy  
617-479-8341

### **Non-denominational**

Community of Faith Christian  
Fellowship  
410 Washington Street, Brighton  
617-783-2833

### **Unitarian**

First Unitarian Society  
1326 Washington Street, Newton  
617-527-320

## **Where we play**

### **Sightseeing and culture**

#### **Museums**

##### [New England Aquarium](#)

Central Wharf, 617-973-5200

*\$24.95 with BC ID*

The Aquarium's mission is "to present, promote, and protect the world of water." We believe they accomplish this task admirably by providing you with a chance to marvel at the beauty of starfish and brilliantly colored fish, and laugh at the playful antics of the penguins and sea mammals. It will truly bring out your inner child.

### [Museum of Science](#)

Science Park, 617-723-2500

\$23

With over 450 interactive exhibits, this hands-on discovery center teaches about natural history, electronics, marine biology and physical science in terms that everyone can understand and get excited about!

### [Museum of Fine Arts \(MFA\)](#)

465 Huntington Avenue, 617-267-9300

*Free with BC ID!*

Boston's finest and most comprehensive art museum is a world in itself: art galleries from all periods and cultures, three restaurants, two gift shops, a lecture and film series, gallery talks, concerts all season long, and an extraordinary lineup of special exhibits. The museum is especially well-known for its collections of European paintings, European and American decorative arts and furnishings, Egyptian sculpture, and Asian fine art.

### [Isabella Stewart Gardner Museum](#)

280 The Fenway, 617-566-1401

*Free with BC ID!*

Built by the lady of the same name to house a stupendous art collection, the Isabelle Stewart Gardner Museum with its red tiled roof, elaborate shutters and stately stone façade echoes a Venetian palazzo. By the terms of Mrs. Gardner's will, there cannot be any change in the placement of art and decorative objects within the galleries, so entering the museum is like stepping back into the 19<sup>th</sup> century.

### **Sightseeing**

Whether you're a Boston native or not, give yourself some time to be a tourist, because the city truly is beautiful. Walk around the Boston Common (the giant park in the middle of Downtown), along the Waterfront (grab some cannoli at Mike's Pastry in the North End and make your way to the giant swings near Faneuil Hall), and through Copley Square. We dare you not to fall in love.

### [Duck Boat Tours of the city](#)

617-973-5200

\$31

The fun starts as soon as you board your "DUCK," a WWII-style amphibious landing vehicle. This narrated sightseeing tour of Boston cruises by all the places that make Boston the birthplace of freedom from the State House to Bunker Hill to TD Garden and Boston Common. And just when you think it doesn't get any better, the DUCK splashes into the Charles River for an amazing view of the Boston and Cambridge skylines.

### [Freedom Trail](#)

The Freedom Trail is a 2.5-mile red-bricked path that takes you to 16 historically significant sites from meetinghouses and churches to burial grounds. You can learn about Boston's rich history and the role it played in the American Revolution as you walk the trail yourself or book a tour with a costumed guide!



### **Top 10 day trips and weekend getaways**

#### [Block Island, Rhode Island](#)

Twelve miles off the Rhode Island coast, activities include biking, parasailing, hiking, sunbathing, kayaking, shopping, horseback riding, and mopeds.

#### [Cape Cod](#)

The “Cape” is a place where you can bike, hike, and swim, visit museums, go on a whale watch, or shop.

#### [Martha’s Vineyard](#)

Martha’s is the largest island in New England. Enjoy biking, driving, or just walking around the island on well-established paths.

#### [Nantucket](#)

Cobblestone streets and gray clapboard houses, expensive boutiques and white sand beaches, Nantucket has a historic and exclusive feel.

#### [Providence, RI](#)

Take in museums, theaters, a new convention center, historic sites, colleges and universities, an award-winning zoo, and world-class dining.

#### [Portsmouth, NH](#)

Located on the mouth of the Piscataqua River, Portsmouth is noted for its restaurants, attractions, and shopping.

#### [Rockport](#) and [Cape Ann](#)

Visit Gloucester’s historic fishing point, Rockport’s famous art galleries, the antique shops of Essex, and the New England charm of Manchester-by-the Sea.

#### [Lexington](#) and [Concord](#)

Numerous parks, conservation lands, museums and libraries provide exceptional opportunities for recreational and cultural activities.

#### [Portland, ME](#)

Take a brewery bus tour, visit the historic lighthouse, explore the diverse coastal landscape for the outdoorsy types, and tour the small-town charm of the downtown area.

### **Shopping**

You won’t have to look very hard for places to spend some cash on clothes in our city. From the stores on Newbury Street and the Prudential Center in the Back Bay to Faneuil Hall near the Waterfront, you can supplement your law school wardrobe and your Boston winter gear in one fell swoop.

### **Malls**

#### **Mall at Chestnut Hill – Chestnut Hill**

199 Boylston Street

**Natick Mall – Natick**

1245 Worcester Street  
508-655-4800

**Cambridgeside Galleria – Cambridge**

100 Cambridgeside Place  
617-621-8666  
617-965-3038

**Outlets****Assembly Row – Somerville**

340 Canal Street  
617-440-5565

**Wrentham Village Premium Outlets – Wrentham**

1 Premium Outlets Boulevard  
508-384-0600

**Restaurants**

Boston is a city of fine cuisine, and you can get a lot of it without paying fine cuisine prices. Below, you will find food options categorized by price with information about the neighborhood the restaurant is in, the style of food served, and contact information – plus, clicking on the name takes you straight to the restaurant's menu. Yum!

**Cheap eats (\$)****[Moogy's](#) – Brighton**

*American*  
154 Chesnut Hill Avenue  
617-254-8114

**[JP Licks Ice Cream](#) – Newton Centre**

*Dessert*  
46 Langley Road  
617-266-1300

**[Johnny's Luncheonette](#) – Newton Centre**

*Retro diner*  
1381 Boylston Street  
617-266-1300

**[El Pelon Taqueria](#) – Brighton**

*Authentic Mexican*  
2197 Commonwealth Avenue  
617-779-9090

**Moderate prices (\$\$)****[Union Street](#) – Newton**

*American*  
107 Union Street  
617-964-6684

**[Sweet Cheeks Q](#) – Brookline**

*Barbecue*  
1381 Boylston Street  
617-266-1300

**[Sunset Grill and Tap](#) – Allston**

*American/Tex-Mex*  
130 Brighton Avenue  
617-254-1331

**High end (\$\$\$)**

**Tartufo – Newton**

*Cucina abruzzese*  
22 Union Street  
617-244-8833

**Stephi's on Tremont – South End**

*American*  
571 Tremont Street  
617-236-206

**Capital Grille – Chestnut Hill**

*Steakhouse*  
250 Boylston Street  
617-928-1400

**Legal Sea Foods – Chestnut Hill**

*Seafood*  
43 Boylston Street  
617-277-7300

**Bars**

In Massachusetts, bars and night clubs must close by 2:00 a.m. (and in many towns like Cambridge, they close even earlier, but may have a permit that allows them to stay open until 2:00 on Friday and Saturday nights). We always tell students to have an exit-strategy in mind when they go out – plan accordingly to take the T or bus home and have ride sharing apps already downloaded and installed on your phone (see Chapter 6 for more).

So here's a listing of the most popular bars among our students, often the bars the whole school may go out to for Bar Review (see [Chapter 3](#)) or another event.

**Brighton**

Cityside  
Green Briar  
Maryann's

**Allston**

Silhouette  
Patron's  
Tavern in the Square  
White Horse Tavern  
Wonderbar  
The Draft  
Common Ground

**Newton**

Union Street

**Kenmore/Fenway**

Cask n' Flagon  
Oliver's  
Boston Beer Works  
The Hawthorne  
Jeremy Remy's

**Back Bay**

Brahmin  
Dillon's  
Storyville  
Royale

**Waterfront**

Central Wharf Company

**Seaport**

Atlantic Beer Garden  
Whiskey Priest

**Breweries/Cideries**

[Harpoon](#)  
306 Northern Avenue, Seaport  
617-456-2322

[Sam Adams](#)

30 Germania Street, Jamaica Plain  
617-638-5080

[Night Shift](#)

87 Santili Highway, Everett  
617-294-4233

[Lamplighter](#)

284 Broadway, Cambridge

617-945-0450

[Downeast Cider](#)

256 Marginal Street, Building 32,  
East Boston  
857-301-8881

[Bantam Cider](#)

40 Merriam Street, Somerville  
617-299-8600

## □ Out and about recap

So here are your takeaways:

This chapter details things to do to get yourself set up when you first move in, information about where our students typically go for their life errands, and where we hang out and have fun in our free time. As much as possible, we've included the contact information and addresses to all of the businesses we discussed.

Boston is an awesome city, and we think you'll love living here as much as we do!

## Chapter 8

# Next steps and a hearty “See you soon!”

*The chapter in which we say goodbye and you can offer your feedback.*

So long, farewell, *auf Wiedersehen*, goodbye, and all that jazz. If you've made it this far, truly, congratulations. We know this is a *lot* of information we've just thrown at you and if your head is still spinning, that's totally understandable. You do not, by any means, need to become an expert on the school overnight, nor do you need to memorize everything that's here. Save a copy of this file to your computer, and pop in every now and again whenever you have a question.

All this brings us to our final point: we want your feedback. The Guidebook is a new venture and we want to be able to provide you with all the information you want and need, or as close to it as humanly possible. If you have any topics that you feel weren't adequately discussed or weren't covered at all, or if you have any

other questions or feedback for us as we work to improve this student guidebook, we really hope you'll take five minutes to fill out the survey [here](#) and let us know.

Otherwise, have a wonderful summer. We can't wait to see you in the fall!